

# Emerging Markets Bond Fund

- The Fund may invest primarily in fixed income instruments (including high yield securities) of issuers that are economically tied to countries with emerging securities markets.
- Investments in fixed income securities are subject to interest rate, credit and downgrade risks. The Fund is also subject to risks of investing in high yield, below investment grade and unrated securities.
- It is subject to the risks associated with investment, global investment, emerging markets, sovereign debt, currency, liquidity and repurchase / reverse repurchase transactions.
- It may invest more than 10% in non-investment grade securities issued or guaranteed by a single sovereign issuer (e.g. Sri Lanka and Hungary) which may be subject to increased credit risk and risk of default.
- It may invest extensively in financial derivative instruments which may involve additional risks (e.g. market, counterparty, liquidity, volatility, and leverage risks).
- It may at its discretion pay dividends out of capital directly or effectively, which amounts to a return or withdrawal of part of an investor's original investment or from any capital gains attributable to the original investment. Any distributions involving the payment of dividends out of the Fund's capital may result in an immediate reduction of the Fund's net asset value per share.
- Investments involve risks and your investment may suffer significant losses.
- Investors should not rely solely on this material and should read the offering document of the Fund for further details including the risk factors.

## Key Facts

	Accumulation	Income
Bloomberg Ticker	PIMEMBA	PIMEMIE
ISIN	IE00B11XYX59	IE00B0MD9S72
Sedol	B11XYX5	B0MD9S7
CUSIP	G70974384	G7096X761
Valoren	2501952	2332564
WKN	A0J4BP	A0J2ST
Inception Date	31/03/2006	28/10/2005
Distribution	-	Quarterly <sup>1</sup>
Unified Management Fee	1.69% p.a.	1.69% p.a.
Fund Type	UCITS	
Portfolio Manager	Yacov Arnopolin, Javier Romo, Pramol Dhawan	
Total Net Assets	3.3 (USD in Billions)	
Fund Base Currency	USD	
Share Class Currency	USD	

## Fund Statistics

Effective Duration (yrs) <sup>¶</sup>	6.71
Benchmark Duration (yrs)	6.93
Current Yield (%) <sup>⊕</sup>	6.91
Estimated Yield to Maturity (%) <sup>⊕</sup>	7.96
Annualised Distribution Yield <sup>†</sup>	4.97
Average Coupon (%)	5.37
Effective Maturity (yrs)	13.50
Average Credit Quality	BAA+

<sup>1</sup>This share class aims to pay dividend on a Quarterly basis. Dividend payout is not guaranteed.

## MANAGER

PIMCO Global Advisors (Ireland) Limited

## INVESTMENT ADVISOR

Pacific Investment Management Company LLC

For questions regarding the PIMCO Funds: Global Investors Series plc, please call +852 3556 1498.

Visit our website for a full menu of products and services at [pimco.com.hk](http://pimco.com.hk)\*

\*This website has not been reviewed by the Securities and Futures Commission.

## E CLASS ACCUMULATION AND INCOME SHARES

### Fund Description

The Emerging Markets Bond Fund is a diverse portfolio consisting primarily of fixed income securities from issuers in, or economically tied to, emerging or developing countries. Assets may be denominated in US dollars or local currencies. The fund is actively managed to maximise total return potential and minimise risk relative to the benchmark.

This fund offers efficient exposure to emerging markets, potential for attractive risk-adjusted returns and low correlations to other asset classes.

The fund employs active management of emerging market bonds with tactical investments in non-benchmark local currencies and instruments.

The Fund may use or invest in financial derivatives.

### About the Benchmark

J.P. Morgan Emerging Markets Bond Index (EMBI) Global tracks total returns for United States Dollar denominated debt instruments issued by emerging market sovereign and quasi-sovereign entities: Brady bonds, loans, and Eurobonds. It is not possible to invest directly in an unmanaged index.

Unless otherwise stated in the prospectus, the Fund is not managed against a particular benchmark or index, and any reference to a particular benchmark or index in this factsheet is made solely for risk or performance comparison purposes.

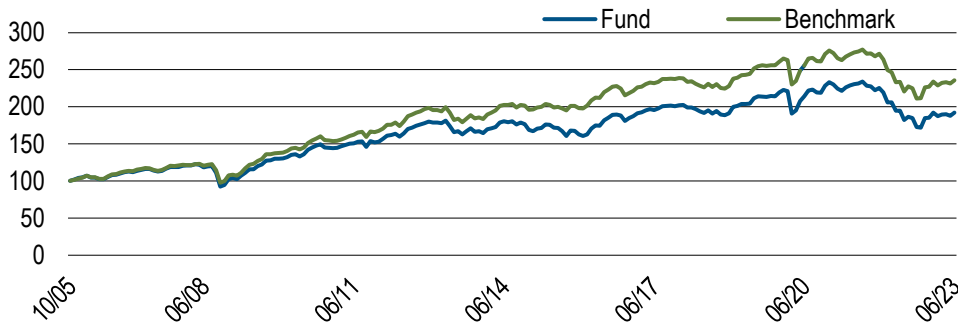


Chart shows performance from the first month-end, rebased to 100, for the E Inc USD class. **Past Performance is not a guarantee or reliable indicator of future results and no guarantee is being made that similar returns will be achieved in the future.** Source: PIMCO

For Fund Offering Documents:

Class E, Inc



Class E, Acc



Corporate Action Notice:



Performance (Net of Fees)	1 Mo.	3 Mos.	6 Mos.	1 Yr.	3 Yrs.	5 Yrs.	10 Yrs.	SI
E, Acc (%)	2.43	1.38	3.72	5.40	-3.52	0.07	1.49	3.61
E, Inc (%)	2.38	1.36	3.71	5.42	-3.50	0.07	1.48	3.77
Benchmark (%)	1.93	1.53	3.81	6.85	-2.68	0.82	2.60	—

Past Performance is not a guarantee or reliable indicator of future results and no guarantee is being made that similar returns will be achieved in the future.

Calendar Year (Net of Fees)	2013	2014	2015	2016	2017	2018	2019	2020	2021	2022	YTD
E, Acc (%)	-7.10	0.83	-3.56	13.69	9.25	-5.19	14.61	6.25	-3.19	-17.80	3.72
E, Inc (%)	-7.05	0.81	-3.54	13.65	9.20	-5.26	14.61	6.26	-3.16	-17.80	3.71
Benchmark (%)	-6.58	5.53	1.23	10.19	9.32	-4.61	14.42	5.88	-1.51	-16.45	3.81

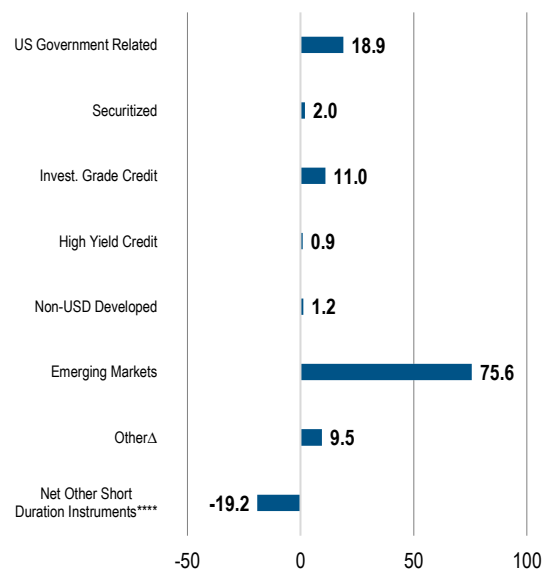
Past Performance is not a guarantee or reliable indicator of future results and no guarantee is being made that similar returns will be achieved in the future. The benchmark is the J.P. Morgan Emerging Markets Bond Index (EMBI) Global. All periods longer than one year are annualised. SI is the performance since inception. Performance shown is on a NAV-to-NAV basis in the denominated currency and are net of fees and other expenses and include reinvestment of dividends, as applicable.

Top 10 Holdings (% Market Value)\*

U S TREASURY BOND	3.2
U S TREASURY NOTE	1.5
PEMEX SR UNSEC	1.5
SOUTH AFRICA (REP) BD SER R186	1.4
REPUBLIC OF TURKEY SR UNSEC	1.3
MEXICO GOVT (UMS) GLBL SR NT	1.2
U S TREASURY NOTE	1.0
QATAR PETROLEUM SR UNSEC REGS	0.9
SAUDI INTERNATIONAL BOND SR UNSEC REGS	0.9
U S TREASURY NOTE	0.9

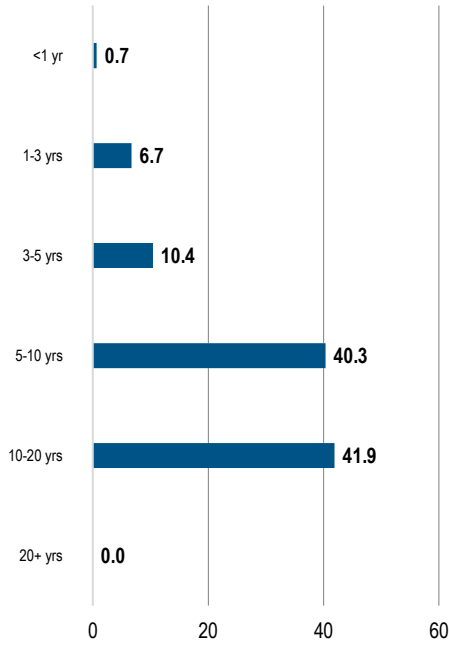
\*Top 10 holdings as of 31/03/2023, excluding derivatives.

Sector Allocation (% Market Value)



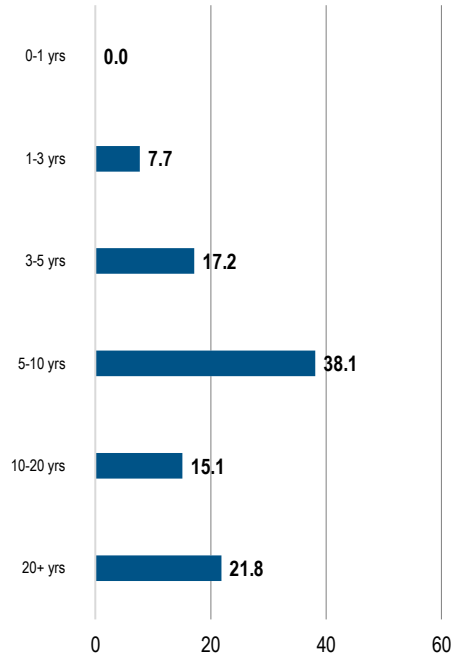
Market Value % may not equal 100 due to rounding.

Duration (% Duration Weighted Exposure)



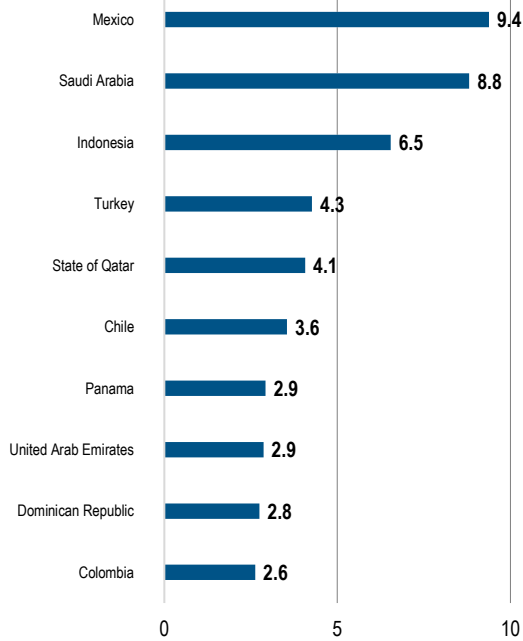
Source: PIMCO

Maturity (% Market Value)



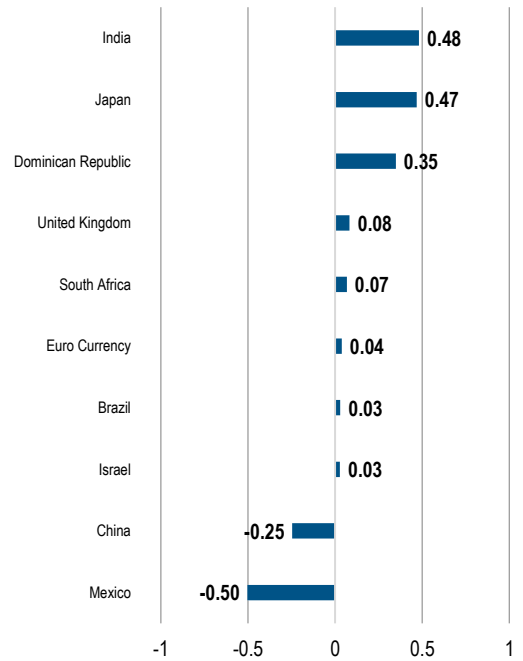
Market Value % may not equal 100 due to rounding.

Top 10 Emerging Market Country Exposure (% Duration Weighted Exposure)



Source: PIMCO

Top 10 Currency Exposure (% Market Value)



Source: PIMCO

Source: PIMCO, index provider for benchmark data. Differences in the Fund's performance versus the index and related attribution information with respect to particular categories of securities or individual positions may be attributable, in part, to differences in the pricing methodologies used by the Fund and the index. <sup>⊕</sup>PIMCO calculates a Fund's Estimated Yield to Maturity by averaging the yield to maturity of each security held in the Fund on a market weighted basis. PIMCO sources each security's yield to maturity from PIMCO's Portfolio Analytics database. When not available in PIMCO's Portfolio Analytics database, PIMCO sources the security's yield to maturity from Bloomberg. When not available in either database, PIMCO will assign a yield to maturity for that security from a PIMCO matrix based on prior data. The source data used in such circumstances is a static metric and PIMCO makes no representation as to the accuracy of the data for the purposes of calculating the Estimated Yield to Maturity. The Estimated Yield to Maturity is provided for illustrative purposes only and should not be relied upon as a primary basis for an investment decision and should not be interpreted as a guarantee or prediction of future performance of the Fund or the likely returns of any investment. <sup>Δ</sup>Where permitted by the investment guidelines stated in the portfolios offering documents, "other" may include exposure to, convertibles, preferred, common stock, equity-related securities, and Yankee bonds. <sup>¶</sup>Duration is a measure of a portfolio's price sensitivity expressed in years. PIMCO duration calculation that adjusts the durations of credit securities to account for the potential that in the event of default investors will receive the recovery amount prior to the maturity of the security. <sup>\*\*\*\*</sup>Net Other Short Duration Instruments includes securities and other instruments (except instruments tied to emerging markets by country of risk) with an effective duration less than one year and rated investment grade or higher or, if unrated, determined by PIMCO to be of comparable quality, commingled liquidity funds, uninvested cash, interest receivables, net unsettled trades, broker money, short duration derivatives and derivatives offsets. With respect to certain categories of short duration securities, the Adviser reserves the discretion to require a minimum credit rating higher than investment grade for inclusion in this category. Derivatives Offsets includes offsets associated with investments in futures, swaps and other derivatives. Such offsets may be taken at the notional value of the derivative position. <sup>†</sup>Annualised distribution yield= ( Dividend Rate \* 4 ) / NAV on ex-dividend day. Annualised Distribution Yield is as of 30/06/2023. Dividend is not guaranteed. A positive distribution yield does not imply a positive return. Negative allocations may result from derivative positions and unsettled trades and does not imply the fund is short cash, is levered, or that the derivatives are not fully cash backed. Duration is the sensitivity of a fixed income security to a change in interest rates. The longer the duration of a fixed income security, the higher its sensitivity to interest rates. Duration Weighted Exposure (DWE%) is the percentage weight of each sector's contribution to the overall duration of the fund. Morningstar ratings are shown for funds with 4 or 5 star ratings only. Other share classes ratings are either lower or unavailable. A rating is not a recommendation to buy, sell or hold a fund. Copyright © 2023 Morningstar Ltd. All Rights Reserved. The information contained herein: (1) is proprietary to Morningstar and/or its content providers; (2) may not be copied or distributed; and (3) is not warranted to be accurate, complete or timely. Neither Morningstar nor its content providers are responsible for any damages or losses arising from any use of this information. Past performance is no guarantee of future results. Investment involves risk including possible loss of the principal amount invested. Investment involves risk. **Past performance is not a guarantee or a reliable indicator of future results and no guarantee is being made that similar returns will be achieved in the future.** Investment returns not denominated in US/HK dollar will expose US/HK dollar-based investors to exchange rate fluctuations. The Funds typically offer different share classes, which are subject to different fees and expenses (which may affect performance), have different minimum investment requirements and are entitled to different services. In an environment where interest rates may trend upward, rising rates will negatively impact most bond funds, and fixed income securities held by a fund are likely to decrease in value. Bond funds and individual bonds with a longer duration (a measure of the expected life of a security) tend to be more sensitive to changes in interest rates, usually making them more volatile than securities with shorter durations. PIMCO Funds: Global Investors Series plc is an umbrella type open-ended investment company with variable capital and is incorporated with limited liability under the laws of Ireland with registered number 276928. Investors should consider the investment objectives, risks, charges and expenses of this fund carefully before investing. This and other information are contained in the fund's prospectus, which may be obtained at [www.pimco.com.hk](http://www.pimco.com.hk) or by contacting the Hong Kong Representative or your fund distributor and/or financial advisor. This document is issued by PIMCO Asia Limited (Suites 2201, 22nd Floor, Two International Finance Centre, No. 8 Finance Street, Central, Hong Kong) and has not been reviewed by the Securities and Futures Commission. No part of this publication may be reproduced in any form, or referred to in any other publication, without express written permission. Unified management fee is a single fixed Management Fee out of which the fees of the Investment Advisers, the Administrator and Custodian shall be paid, and certain other expenses including the fees of Paying Agents (and other local representatives) in jurisdictions where the Funds are registered. PIMCO is a trademark of Allianz Asset Management of America LLC in the United States and throughout the world. © 2023, PIMCO.

# 新興市場債券基金

- 本基金可主要投資於在經濟上與具備新興證券市場的國家有連繫的發行機構的固定收益工具(包括高孳息證券)。
- 固定收益證券的投資須承受利率、信貸及降級風險。本基金亦須承受投資於高孳息、低於投資級別及未評級證券的風險。
- 本基金須承受與投資、環球投資、新興市場、主權債務、貨幣、流通性及購回/反向購回交易相關的風險。
- 本基金可將超過 10%的資產投資於由單一主權發行人(例如：斯里蘭卡及匈牙利)發行或擔保的非投資級別證券，而有關發行人的信貸風險及違約風險可能有所增加。
- 本基金可廣泛地投資於或會涉及額外風險(例如：市場、對手方、流通性、波動性及槓桿風險)的金融衍生工具。
- 本基金可按其酌情權從其資本中直接或實際派付股息，這相當於退還或提取投資者部分原有投資或歸屬於該原有投資的任何資本收益。任何涉及從本基金的資本中支付股息的分派均可能導致本基金每股資產淨值即時減少。
- 投資涉及風險，閣下的投資可能會蒙受重大損失。
- 投資者不應單憑此文件，而應閱讀本基金的發售文件，以了解包括風險因素的進一步詳情。

## E類 累積及 收息股份

### 基金詳情

新興市場債券基金是一個多元化的投資組合，主要投資於由來自新興或發展中國家，或與這些國家有經濟聯繫的發行人所發行的固定收益證券。資產可以美元或當地貨幣為單位。本基金以主動方式管理，爭取潛在最高總回報，及將相對於基準指數的風險降至最低。

本基金提供有效率的渠道，投資於新興市場，更擁有吸引的風險調整後回報潛力，而且與其他資產類別的關聯度亦較低。

本基金以主動方式管理新興市場債券，而且戰術性投資於非基準指數的當地貨幣及工具。

本基金可使用或投資於金融衍生工具。

### 基準指數說明

摩根大通環球新興市場債券指數追蹤由新興市場主權及準主權實體發行的美元計價債務工具：布雷迪債券、貸款及歐元債券的總回報。投資者不可直接投資於非管理式指數。

除基金章程或相關的主要投資者資料文件另有指明外，本基金並非根據特定基準指數或指數進行管理，而在本資料單張任何有關特定基準指數或指數的提述，僅用作比較風險或表現。

## 資料概要

	累積	收息
彭博編碼	PIMEMBA	PIMEMIE
ISIN	IE00B11XYX59	IE00B0MD9S72
Sedol	B11XYX5	B0MD9S7
CUSIP	G70974384	G7096X761
Valoren	2501952	2332564
WKN	A0J4BP	A0J2ST
成立日期	31/03/2006	28/10/2005
派息頻率	-	每季 <sup>1</sup>
統一管理費	1.69% 每年	1.69% 每年
基金種類	可轉讓證券集體投資計劃	
基金經理	Yacov Arnopolin, Javier Romo, Pramol Dhawan	

總資產淨值 3.3 (美元十億)

基金基礎貨幣 美元

股份類別貨幣 美元

### 基金統計數據

實際存續期(年)<sup>1</sup> 6.71

基準存續期(年) 6.93

現時孳息率(%)<sup>1</sup> 6.91

估計到期孳息率(%)<sup>1</sup> 7.96

年率化派息率<sup>1</sup> 4.97

平均票面息率(%) 5.37

實際年期(年) 13.50

平均信貸質素 BAA+

<sup>1</sup>此股份類別旨在每季派息，但派息並不保證。

### 經理

PIMCO Global Advisors (Ireland) Limited

### 投資顧問

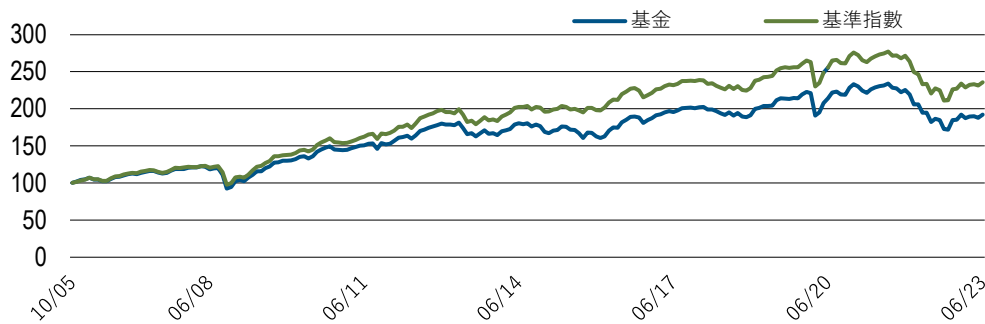
Pacific Investment Management Company LLC

如欲查詢PIMCO基金：環球投資者系列，請致電 +852 3556 1498。

瀏覽品浩網址pimco.com.hk查閱完整的產品及服務目錄\*

\*本網頁未經證監會審閱。

表現 (已扣除費用)



圖表所示的E類 收息 美元表現乃追溯至首個月底 (基數重列為100)。過去表現不一定是未來表現的指標。資料來源：PIMCO

基金銷售文件

E類類別, 收息



E類類別, 累積



投資者公告:



表現 (已扣除費用)	1個月	3個月	6個月	1年	3年	5年	10年	成立以來
E類, 累積 (%)	2.43	1.38	3.72	5.40	-3.52	0.07	1.49	3.61
E類, 收息 (%)	2.38	1.36	3.71	5.42	-3.50	0.07	1.48	3.77
基準指數 (%)	1.93	1.53	3.81	6.85	-2.68	0.82	2.60	—

過去表現不一定是未來表現的指標。

曆年 (已扣除費用)	2013	2014	2015	2016	2017	2018	2019	2020	2021	2022	年初至今
E類, 累積 (%)	-7.10	0.83	-3.56	13.69	9.25	-5.19	14.61	6.25	-3.19	-17.80	3.72
E類, 收息 (%)	-7.05	0.81	-3.54	13.65	9.20	-5.26	14.61	6.26	-3.16	-17.80	3.71
基準指數 (%)	-6.58	5.53	1.23	10.19	9.32	-4.61	14.42	5.88	-1.51	-16.45	3.81

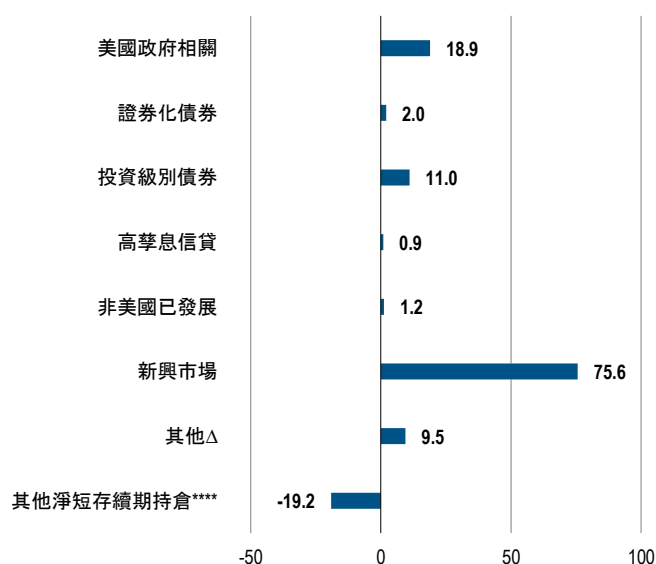
過去表現不一定是未來表現的指標。基準為摩根大通環球新興市場債券指數。一年以上的期間均已年率化。「成立以來」指成立以來的表現。表現乃按資產淨值對資產淨值基準以計價貨幣列示, 並已扣除費用及其他開支及包括股息再投資

十大持股 (市值%) \*

U S TREASURY BOND	3.2
U S TREASURY NOTE	1.5
PEMEX SR UNSEC	1.5
SOUTH AFRICA (REP) BD SER R186	1.4
REPUBLIC OF TURKEY SR UNSEC	1.3
MEXICO GOVT (UMS) GBL SR NT	1.2
U S TREASURY NOTE	1.0
QATAR PETROLEUM SR UNSEC REGS	0.9
SAUDI INTERNATIONAL BOND SR UNSEC REGS	0.9
U S TREASURY NOTE	0.9

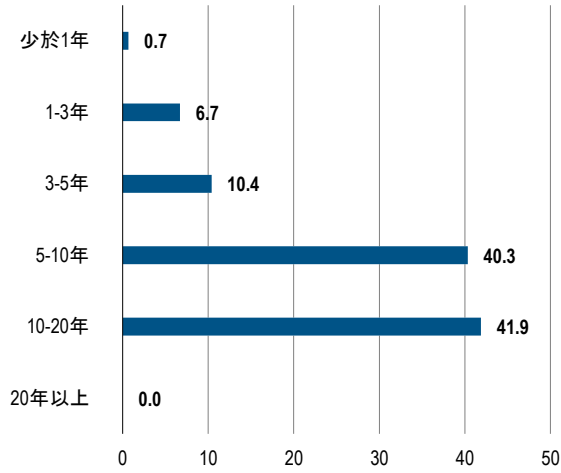
\*截至31/03/2023的十大持倉 (不計衍生工具)。

行業分佈 (市值%)



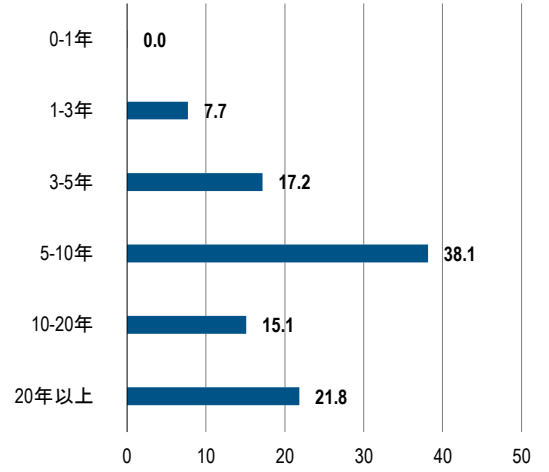
基於四捨五入的進位, 市值%可能不等於100。

存續期 (加權存續期%)



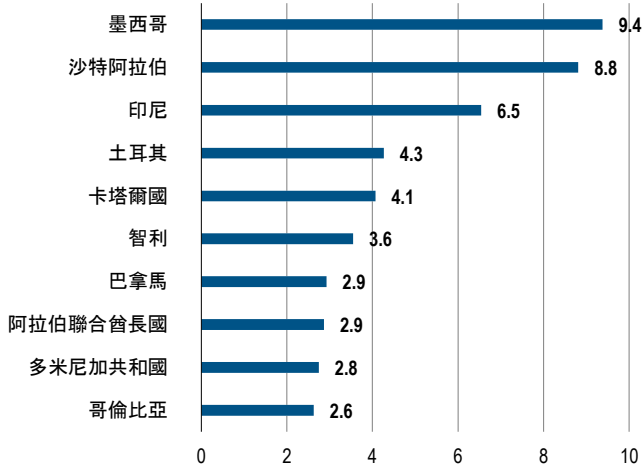
資料來源: PIMCO

到期日 (市值%)



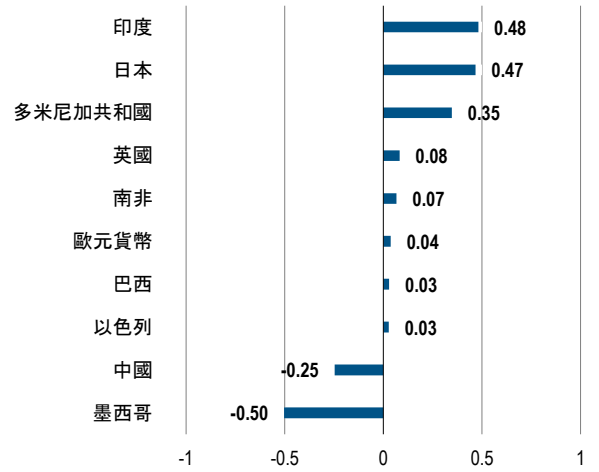
基於四捨五入的進位, 市值%可能不等於100。

十大新興市場國家持倉 (加權存續期%)



資料來源: PIMCO

十大貨幣持倉 (市值%)



資料來源: PIMCO

資料來源：PIMCO、基準指數數據供應商。<sup>9</sup>品浩按市場加權基礎計算基金所持每項證券的平均到期孳息率，以作為該基金的估計到期孳息率。品浩從旗下的投資組合分析數據庫取得每項證券的到期孳息率。若品浩的投資組合分析數據庫並無提供有關數據，品浩將從彭博資訊取得該證券的到期孳息率。若這兩個資料庫皆不適用，品浩將會基於過往的數據，依照品浩矩陣為該證券分配一個到期孳息率。用於上述情況的來源數據屬靜態指標，就計算估計到期孳息率而言，品浩概無就有關數據的準確性作出任何聲明。估計到期孳息率僅供說明用途，不應作為投資決定的主要依據，也不應詮釋為基金未來表現或任何投資潛在回報的保證或預測。基金相對指數的表現及有關特定類別證券或個別持倉的表現歸因資料之間的差別，部份可能由於基金及指數所使用的定價方法不同所致。<sup>10</sup>在投資組合銷售文件所列明的投資指引可容許的範圍內，「其他」投資可能包括可換股債券、優先股、普通股、股票關連證券和洋基債券。<sup>11</sup>存續期是計算投資組合對價格敏感度的指標，以年為單位。PIMCO的存續期計算已就信貸證券的存續期作出調整，以計及一旦違約投資者將於證券到期前領取回收金額的可能。<sup>12</sup>其他淨短存續期工具涵蓋實際存續期短於一年、獲投資級別或以上評級（若未獲評級則由PIMCO判斷為質素相近）的證券和其他工具（因國家風險而於經濟上與新興市場掛鈎的工具除外）、混合流動性基金、未作投資的現金、應收利息、未結算交易淨額、經紀資金、短存續期衍生工具（例如歐洲美元期貨）及衍生工具沖銷。至於若干短存續期證券類別方面，投資顧問保留酌情權，以要求最低信貸評級高於投資級別的證券方可納入該類別。衍生工具沖銷包括與期貨、掉期及其他衍生工具投資相關的沖銷。有關沖銷或會以衍生工具持倉的名義價值計算，在若干情況下，有關名義價值可能高於該項持倉實際結欠的金額。<sup>13</sup>年率化派息率=（股息率\*4）/在除息日的資產淨值。年率化派息率是截至30/06/2023的數據。股息不獲保證。正派息率並不表示將取得正回報。負債配置可能因衍生工具持倉和未結算交易而導致，並不意味本基金所持現金不足、使用槓桿，或者衍生工具未獲充分的現金支持。存續期反映固定收益證券對利率變動的敏感度。固定收益證券的存續期越長，對利率的敏感度便越高。加權存續期比重（Duration Weighted Exposure, %）是指每個行業對本基金整體存續期的貢獻百分比。僅列示屬4或5星級基金的Morningstar評級。其他股份類別的評級均較低或未有提供。評級並非購買、出售或持有基金的推薦。© 2023 Morningstar Ltd. 版權所有。本文件所載資料：(1)為Morningstar及/或其內容供應商專有；(2)不得翻印或分發；(3)不獲保證為準確、完整或適時。Morningstar或其內容供應商對因使用此資料而產生的任何損害或損失概不負責。過往表現並非未來結果的保證。投資涉及風險，包括可能損失投資本金。過往表現並非未來結果的保證。投資涉及風險。過往表現並非未來結果的保證或可靠的指標。概不保證未來將達致類似的回報。以非美元/港元貨幣計值的投資回報，將令以美元/港元為主的投資者受匯率浮動的影響。各基金通常提供不同股份類別，各類別須承擔不同費用及開支（可能影響表現），具有不同的最低投資額規定及有權享有不同的服務。在利率可能有上升趨勢的環境下，上升中的利率將會對大部分債券基金有負面影響，而基金所持的固定收益證券之價值很可能會下跌。存續期（某證券的預期年限的度量標準）較長的債券基金及個別債券傾向對利率變動較為敏感，與存續期較短的證券相比，通常較為波動。

PIMCO基金：環球投資者系列（英文名稱為「PIMCO Funds: Global Investors Series plc」）為可變資本的傘子型開放式投資公司，其根據愛爾蘭法律註冊成立為有限責任公司，註冊編號：276928。投資者在作出投資前，應仔細考慮此基金的投資目標、風險、收費及開支。本基金的基金章程所載的此項及其他資料可於此網站[www.pimco.com.hk](http://www.pimco.com.hk)取得，或可聯絡香港代表或閣下的基金分銷商及/或財務顧問索取。本文件由品浩投資管理（亞洲）有限公司（香港中環金融街八號國際金融中心二期22樓2201室）發行，並未經證券及期貨事務監察委員會審閱。在未有發表書面準許的情況下，本刊物任何部分概不可以任何方式覆制，或在任何其他刊物轉載。統一管理費是一項單一的固定管理費，涵蓋應支付予投資顧問、行政管理人和托管人的費用，以及若幹其他開支，包括基金註冊地所屬司法管轄區的付款代理（及其他當地代表）費用。PIMCO是Allianz Asset Management of America LLC在美國和全球各地的註冊商標。品浩是Allianz Asset Management of America LLC在亞洲各地的註冊商標。©2023年，品浩。