

# Allianz Choice Growth Fund

## ALLIANZ GLOBAL INVESTORS CHOICE FUND

### Risk Disclosure

- The Fund is exposed to investment risk, equity risk, company-specific risk, concentration risk, risks relating to the nature of a fund of funds, currency risk and asset allocation risk.
- The Fund may invest in financial futures or options contracts which may expose to higher counterparty, liquidity, and market risks. Use of such derivatives may become ineffective and result in significant losses to the Fund. The Fund's net derivative exposure may be up to 50% of the Fund's net asset value.
- Investment involves risks that could result in loss of part or entire amount of investors' investment.
- In making investment decisions, investors should not rely solely on this material.


### Investment Objective

The Fund aims to maximize long term overall returns by investing primarily in global equities.

### Performance Overview



### Portfolio Analysis



### Cumulative Returns

Share Class	Year to Date	3 Months	1 Year	3 Years	5 Years	Since inception	2019	2020	2021	2022	2023
Ordinary Class - A*	-1.93%	6.30%	-3.36%	-10.41%	21.78%	230.50%	17.19%	21.78%	4.71%	-16.21%	6.34%
Ordinary Class - C	-2.05%	6.00%	-4.41%	-13.33%	15.33%	149.00%	15.92%	20.45%	3.59%	-17.15%	5.22%
Administration Class - A*	-1.97%	6.16%	-3.80%	-11.62%	19.06%	218.60%	16.66%	21.18%	4.28%	-16.60%	5.86%

### Calendar Year Returns

### Fund Details

Share Class	Inception Date	NAV per Unit	Management fee	Fund Manager	Fund size <sup>^</sup>
Ordinary Class - A* (HK0000061736)	11/2000	HKD33.05	0.45% p.a.		
Ordinary Class - C (HK0000061751)	10/2000	HKD24.90	1.50% p.a.	Kelvin Chow	HKD 3,750.77m
Administration Class - A* (HK0000061777)	02/2001	HKD31.86	0.45% p.a.		

### Top 10 Holdings<sup>1</sup>

ISHARES MSCI TAIWAN ETF	TAIWAN	3.00%
HSBC MSCI KOREA CAPPED ETF	SOUTH KOREA	2.64%
ISHARES MSCI AUSTRALIA ETF	AUSTRALIA	2.21%
HSBC HOLDINGS PLC	HONG KONG	2.19%
TENCENT HOLDINGS LTD	CHINA	2.12%
ALIBABA GROUP HOLDING LTD	CHINA	2.03%
ISHARES MSCI INDIA ETF	INDIA	2.02%
ISHARES FTSE CHINA A50 ETF	CHINA	1.98%
ISHARES CORE MSCI CHINA ETF	CHINA	1.90%
AIA GROUP LTD	HONG KONG	1.59%

### Manager's Comments

Global equities were mixed in January, with central banks dampening rampant speculation of rate cuts as soon as March. Japanese stocks surged, while euro-zone and US shares recorded modest gains. However, emerging market equities declined, dragged down by steep falls in China. At a sector level, communication services, information technology and health care were the strongest sectors, while materials, real estate and utilities declined the most. Global bonds sold off as hopes of rate cuts in the first quarter of 2024 seemed overly optimistic given a modest reacceleration in inflation and stronger economic data.

Source: All fund data quoted from Allianz Global Investors/HSBC/IDS GmbH, as at 31/01/2024, unless stated otherwise.

The performance is calculated on NAV-to-NAV basis, with net income reinvested, in HKD.

All figures are shown as at/or referenced using the last business day of the month unless otherwise indicated.

<sup>1</sup> "Top 10 Holdings" does not include "cash and others" which represents cash at call, account receivable and account payable.

\* The Ordinary Class - A is available to retirement, provident fund and other investors only. Any Administration Class - A is available to ORSO Schemes only. Both classes are not for retail public.

<sup>^</sup> The Fund Size quoted includes all share classes of the Fund.

Information herein is based on sources we believe to be accurate and reliable as at the date it was made. We reserve the right to revise any information herein at any time without notice. No offer or solicitation to buy or sell securities and no investment advice or recommendation is made herein. In making investment decisions, investors should not rely solely on this material but should seek independent professional advice. Investment involves risks, in particular, risks associated with investment in emerging and less developed markets. Past performance is not indicative of future performance. Investors should read the offering documents for further details, including the risk factors, before investing. This material and website have not been reviewed by the Securities and Futures Commission of Hong Kong. Issued by Allianz Global Investors Asia Pacific Limited.

Allianz Global Investors Asia Pacific Limited (32/F, Two Pacific Place, 88 Queensway, Admiralty, Hong Kong) is the Hong Kong Representative and is regulated by the Securities and Futures Commission of Hong Kong. (54/F, One Island East 18 Westlands Road, Quarry Bay, Hong Kong).

# 安聯精選增長基金

## 安聯精選基金

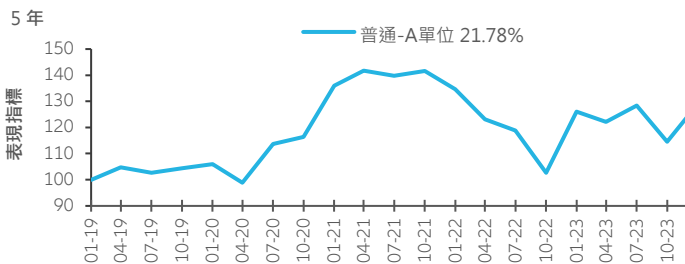
### 風險披露

- 本基金須承擔投資風險、證券風險、與個別公司有關的風險、集中程度風險、與組合型基金的性質有關的風險、貨幣風險及資產配置風險。
- 本基金可投資於金融期貨或期權合約，會涉及較高的交易對手、流通性及市場風險。運用金融衍生工具可能失效及/或導致基金蒙受重大虧損。本基金的衍生工具風險承擔淨額最高可達本基金資產淨值的50%。
- 投資涉及的風險可能導致投資者損失部份或全部投資金額。
- 投資者不應單靠本文件的資料而作出投資決定。

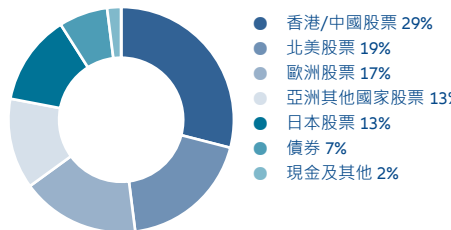
### 投資目標

本基金透過主要投資於全球股票，以達致取得最高之長期整體回報。

### 表現回顧



### 投資組合



### 累積表現

單位	年初至今	3個月	1年	3年	5年	自成立日起	2019	2020	2021	2022	2023
普通-A單位*	-1.93%	6.30%	-3.36%	-10.41%	21.78%	230.50%	17.19%	21.78%	4.71%	-16.21%	6.34%
普通-C單位	-2.05%	6.00%	-4.41%	-13.33%	15.33%	149.00%	15.92%	20.45%	3.59%	-17.15%	5.22%
行政-A單位*	-1.97%	6.16%	-3.80%	-11.62%	19.06%	218.60%	16.66%	21.18%	4.28%	-16.60%	5.86%

### 曆年表現

### 基金詳情

單位	成立日期	單位資產淨值	管理年費	基金經理	基金資產值 <sup>^</sup>
普通-A單位* (HK0000061736)	11/2000	33.05 港元	每年 0.45%	周浩乾	3,750.77 百萬港元
普通-C單位 (HK0000061751)	10/2000	24.90 港元	每年 1.50%		
行政-A單位* (HK0000061777)	02/2001	31.86 港元	每年 0.45%		

### 基金經理評論

環球股市在1月份好壞參半，最快會於3月份減息的言論甚囂塵上，但被各國央行所駁斥。日本股市急升，而歐元區及美國股市則錄得溫和的升幅。然而，新興市場股市下跌，主要受中國股市急挫的拖累。行業方面，通訊服務、資訊科技及健康護理業表現最為強勁，而材料、房地產及公用事業則跌幅最大。環球債券被拋售，因為通脹路為再度加速上升，加上經濟數據轉強，對2024年第一季減息的期望似乎過於樂觀。

### 十大主要投資<sup>1</sup>

ISHARES MSCI TAIWAN ETF	台灣	3.00%
HSBC MSCI KOREA CAPPED ETF	南韓	2.64%
ISHARES MSCI AUSTRALIA ETF	澳洲	2.21%
HSBC HOLDINGS PLC	香港	2.19%
TENCENT HOLDINGS LTD	中國	2.12%
ALIBABA GROUP HOLDING LTD	中國	2.03%
ISHARES MSCI INDIA ETF	印度	2.02%
ISHARES FTSE CHINA A50 ETF	中國	1.98%
ISHARES CORE MSCI CHINA ETF	中國	1.90%
AIA GROUP LTD	香港	1.59%

資料來源：除另有註明外，所有基金資料均為安聯投資 / 滙豐 / IDS GmbH，截至31/01/2024。

表現是投資資產淨值對資產淨值作為基礎，淨收益再投資及以港元為計算單位。

除非另行通知，以上所有數據均為截至/或該月最後一個工作天的數據資料。

<sup>1</sup> “十大主要投資”並不包括“現金及其他”。“現金及其他”包括通知現金、應收款項及應付款項。

\*普通 - A 單位僅供退休保障計劃、公積金及其他投資者。所有行政 - A 單位僅供職業退休計劃，兩個單位均不提供予零售公眾投資。

<sup>^</sup> 基金資產值已涵蓋其所有股份類別。

本文內所載的資料於刊載時均取材自本公司相信是準確及可靠的來源。本公司保留權利於任何時間更改任何資料，無須另行通知。本文並非就內文提及的任何證券提供建議、邀請或招攬買賣該等證券。閣下不應僅就此處提供的資料而作出投資決定，並請向財務顧問諮詢獨立意見。投資涉及風險，尤其是投資於新興及發展中市場所附帶之風險。過往表現並非未來表現的指引。投資者在投資之前應細閱銷售文件，瞭解基金詳情包括風險因素。本文件及網站並未經香港證券及期貨事務監察委員會審核，發行人為安聯環球投資亞太有限公司。

安聯環球投資亞太有限公司（香港金鐘道88號太古廣場二座32樓）是基金香港代表並受香港證券及期貨事務監察委員會（香港鰲魚涌華蘭路18號港島東中心54樓）監管。