

Allianz Choice Growth Fund

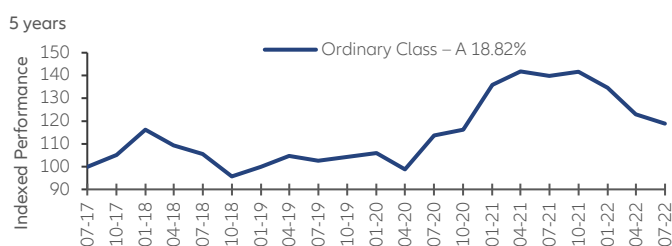
Risk Disclosure

- The Fund aims to maximize long term overall returns by investing primarily in global equities.
- The Fund is exposed to investment risk, equity risk, company-specific risk, concentration risk, risks relating to the nature of a fund of funds, currency risk and asset allocation risk.
- The Fund may invest in financial futures or options contracts which may expose to higher counterparty, liquidity, and market risks. Use of such derivatives may become ineffective and result in significant losses to the Fund. The Fund's net derivative exposure may be up to 50% of the Fund's net asset value.
- Investment involves risks that could result in loss of part or entire amount of investors' investment.
- In making investment decisions, investors should not rely solely on this material.


Investment Objective

The Fund aims to maximize long term overall returns by investing primarily in global equities.

Performance Overview



Portfolio Analysis



Cumulative

Share Class	1 Month	3 Months	1 Year	3 Years	5 Years	Since inception
Ordinary Class - A*	0.53%	-3.41%	-14.97%	15.75%	18.82%	222.60%
Ordinary Class - C	0.45%	-3.70%	-15.90%	12.01%	12.52%	147.10%
Administration Class - A*	0.48%	-3.51%	-15.36%	14.19%	16.18%	213.10%

Calendar Year

Share Class	2017	2018	2019	2020	2021
Ordinary Class - A*	29.72%	-14.35%	17.19%	21.78%	4.71%
Ordinary Class - C	28.32%	-15.26%	15.92%	20.45%	3.59%
Administration Class - A*	29.10%	-14.72%	16.66%	21.18%	4.28%

Top 10 Holdings¹

Holder	Region	Percentage
ISHARES MSCI AUSTRALIA ETF	AUSTRALIA	2.98%
ALIBABA GROUP HOLDING LTD	CHINA	2.24%
TENCENT HOLDINGS LTD	CHINA	2.21%
TAIWAN SEMICONDUCTOR MANUFACTURING CO LTD	TAIWAN	1.64%
ISHARES CORE S&P 500 ETF	UNITED STATES	1.62%
ISHARES FTSE CHINA A50 ETF	CHINA	1.51%
ISHARES CORE MSCI CHINA ETF	CHINA	1.48%
AIA GROUP LTD	HONG KONG	1.35%
SAMSUNG ELECTRONICS CO LTD	SOUTH KOREA	1.33%
APPLE INC	UNITED STATES	1.27%

Manager's Comments

Global equities rebounded strongly over July, posting their best monthly gains since late-2020. Slowing economic growth raised hopes that inflation would moderate, meaning interest rate hikes would be less aggressive than had been feared. In general, developed market stocks outperformed emerging market stocks. Climate-change fears were reinforced when the northern hemisphere was hit by an intense heatwave. Europe, in particular, faces a difficult outlook as attempts to build up gas storage levels ahead of winter were dashed when Russia slashed gas supply through its Nord Stream 1 pipeline to just 20% of capacity. Global bonds rallied strongly over July as growing recessionary fears caused investors to dial back their interest rate expectations.

Source: All fund data quoted are Allianz Global Investors/HSBC/IDS GmbH, as at 31/07/2022, unless stated otherwise.

The performance is calculated on NAV-to-NAV basis, with net income reinvested, in HKD.

All figures are shown as at/or referenced using the last business day of the month unless otherwise indicated.

¹ Top 10 Holdings¹ does not include "cash and others" which represents cash at call, account receivable and account payable.

* The Ordinary Class - A is available to retirement, provident fund and other investors only. Any Administration Class - A is available to ORSO Schemes only. Both classes are not for retail public.

Information herein is based on sources we believe to be accurate and reliable as at the date it was made. We reserve the right to revise any information herein at any time without notice. No offer or solicitation to buy or sell securities and no investment advice or recommendation is made herein. In making investment decisions, investors should not rely solely on this material but should seek independent professional advice. Investment involves risks, in particular, risks associated with investment in emerging and less developed markets. Past performance is not indicative of future performance. Investors should read the prospectus for further details, including the risk factors, before investing. This material and website have not been reviewed by the Securities and Futures Commission of Hong Kong. Issued by Allianz Global Investors Asia Pacific Limited.

Allianz Global Investors Asia Pacific Limited (32/F, Two Pacific Place, 88 Queensway, Admiralty, Hong Kong) is the Hong Kong Representative and is regulated by the Securities and Futures Commission of Hong Kong, (54/F, One Island East 18 Westlands Road, Quarry Bay, Hong Kong).

安聯精選增長基金

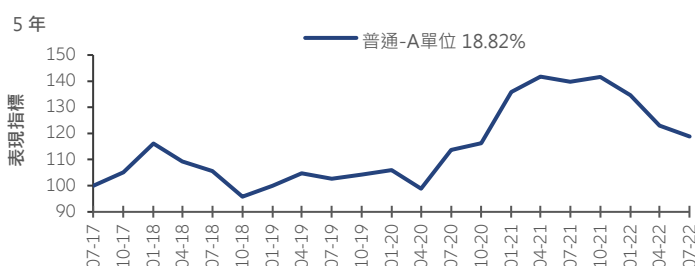
風險披露

- 本基金透過主要投資於全球股票，以達致最高之長期整體回報。
- 本基金須承擔投資風險、證券風險、與個別公司有關的風險、集中程度風險、與組合型基金的性質有關的風險、貨幣風險及資產配置風險。
- 本基金可投資於金融期貨或期權合約，會涉及較高的交易對手、流通性及市場風險。運用金融衍生工具可能失效及/或導致基金蒙受重大虧損。此基金的衍生工具風險承擔淨額最高可達此基金資產淨值的50%。
- 投資涉及的風險可能導致投資者損失部份或全部投資金額。
- 投資者不應單靠本文件的資料而作出投資決定。

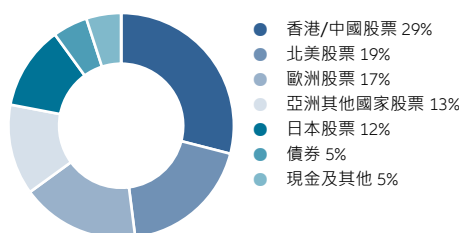
投資目標

本基金透過主要投資於全球股票，以達致取得最高之長期整體回報。

表現回顧



投資組合



累積表現

單位	1個月	3個月	1年	3年	5年	自成立日起
普通-A單位*	0.53%	-3.41%	-14.97%	15.75%	18.82%	222.60%
普通-C單位	0.45%	-3.70%	-15.90%	12.01%	12.52%	147.10%
行政-A單位*	0.48%	-3.51%	-15.36%	14.19%	16.18%	213.10%

曆年表現

單位	2017	2018	2019	2020	2021
普通-A單位*	29.72%	-14.35%	17.19%	21.78%	4.71%
普通-C單位	28.32%	-15.26%	15.92%	20.45%	3.59%
行政-A單位*	29.10%	-14.72%	16.66%	21.18%	4.28%

十大主要投資¹

ISHARES MSCI AUSTRALIA ETF	澳洲	2.98%
ALIBABA GROUP HOLDING LTD	中國	2.24%
TENCENT HOLDINGS LTD	中國	2.21%
TAIWAN SEMICONDUCTOR MANUFACTURING CO LTD	台灣	1.64%
ISHARES CORE S&P 500 ETF	美國	1.62%
ISHARES FTSE CHINA A50 ETF	中國	1.51%
ISHARES CORE MSCI CHINA ETF	中國	1.48%
AIA GROUP LTD	香港	1.35%
SAMSUNG ELECTRONICS CO LTD	南韓	1.33%
APPLE INC	美國	1.27%

基金詳情

單位	成立日期	單位資產淨值	管理年費	基金經理	基金資產值
普通-A單位* (HK0000061736)	11/2000	32.26港元	每年 0.45%	周浩乾 / 李志偉 / 林綺君	4,660.83 百萬港元
普通-C單位 (HK0000061751)	10/2000	24.71港元	每年 1.50%		
行政-A單位* (HK0000061777)	02/2001	31.31港元	每年 0.45%		

資料來源：除另有註明外，所有基金資料均為安聯投資 / 滙豐 / IDS GmbH，截至31/07/2022。

表現是按資產淨值對資產淨值作為基礎，淨收益再投資及以港元為計算單位。

除非另行通知，以上所有數據均為截至/或該月最後一個工作天的數據資料。

¹ “十大主要投資”並不包括“現金及其他”。“現金及其他”包括通知現金、應收款項及應付款項。

*普通 - A單位僅供退休保障計劃、公積金及其他投資者。所有行政 - A單位僅供職業退休計劃。兩個單位均不提供予零售公眾投資。

本文內所載的資料於刊載時均取材自本公司相信是準確及可靠的來源。本公司保留權利於任何時間更改任何資料，無須另行通知。本文並非就內文提及的任何證券提供建議、邀請或招攬買賣該等證券。閣下不應僅就此檔提供的資料而作出投資決定，並請向財務顧問諮詢獨立意見。投資涉及風險，尤其是投資於新興及發展中市場所附帶之風險。過往表現並非未來表現的指引。投資者在投資之前應細閱基金說明書，瞭解基金詳情包括風險因素。本文件及網站並未經香港證券及期貨事務監察委員會審核。發行人為安聯環球投資亞太有限公司。

安聯環球投資亞太有限公司（香港金鐘道88號太古廣場二座32樓）是基金香港代表並受香港證券及期貨事務監察委員會（香港銅鑼灣華蘭路18號港島東中心54樓）監管。

安聯投資退休服務專線 (852) 2238 8238

hk.allianzgi.com

ID: 1227757

基金經理評論

環球股市在7月份強勁反彈，並創下2020年底以來的最佳單月升幅。經濟增長放緩令市場對通脹將會緩和的期望升溫，意味加息步伐將不及市場憂慮的程度。整體而言，已發展市場股票表現優於新興市場。當北半球遭受強烈的熱浪襲擊時，對氣候變化的擔憂加劇。歐洲面臨的前景尤其嚴峻，由於俄羅斯將北溪1號管道的天然氣供應量削減至僅佔輸送能力的20%，在冬季來臨之前增加天然氣儲存量的嘗試困難重重。環球債券在7月份急升，因為投資者日益憂慮經濟衰退，進而下調加息預期。

Allianz
Global Investors
安聯投資