

Allianz Choice Growth Fund

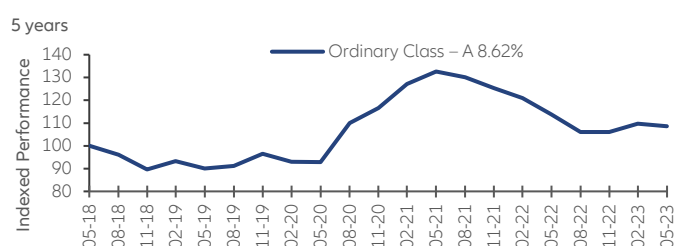
Risk Disclosure

- The Fund aims to maximize long term overall returns by investing primarily in global equities.
- The Fund is exposed to investment risk, equity risk, company-specific risk, concentration risk, risks relating to the nature of a fund of funds, currency risk and asset allocation risk.
- The Fund may invest in financial futures or options contracts which may expose to higher counterparty, liquidity, and market risks. Use of such derivatives may become ineffective and result in significant losses to the Fund. The Fund's net derivative exposure may be up to 50% of the Fund's net asset value.
- Investment involves risks that could result in loss of part or entire amount of investors' investment.
- In making investment decisions, investors should not rely solely on this material.


Investment Objective

The Fund aims to maximize long term overall returns by investing primarily in global equities.

Performance Overview



Portfolio Analysis



Cumulative

Share Class	1 Month	3 Months	1 Year	3 Years	5 Years	Since inception
Ordinary Class - A*	-3.08%	-1.05%	-4.52%	17.00%	8.62%	221.40%
Ordinary Class - C	-3.18%	-1.33%	-5.57%	13.18%	2.82%	143.90%
Administration Class - A*	-3.12%	-1.15%	-4.93%	15.45%	6.18%	210.80%

Calendar Year

Share Class	2018	2019	2020	2021	2022
Ordinary Class - A*	-14.35%	17.19%	21.78%	4.71%	-16.21%
Ordinary Class - C	-15.26%	15.92%	20.45%	3.59%	-17.15%
Administration Class - A*	-14.72%	16.66%	21.18%	4.28%	-16.60%

Top 10 Holdings¹

ISHARES CORE MSCI CHINA ETF	CHINA	3.00%
TENCENT HOLDINGS LTD	CHINA	2.73%
HSBC S&P 500 UCITS ETF	UNITED STATES	2.24%
TAIWAN SEMICONDUCTOR MANUFACTURING CO LTD	TAIWAN	1.99%
ALIBABA GROUP HOLDING LTD	CHINA	1.83%
SAMSUNG ELECTRONICS CO LTD	SOUTH KOREA	1.72%
HDFC BANK LTD	INDIA	1.68%
ISHARES MSCI AUSTRALIA ETF	AUSTRALIA	1.48%
AIA GROUP LTD	HONG KONG	1.40%
OVERSEA-CHINESE BANKING CORPORATION LTD	HONG KONG	1.33%

4.50% 24/07/2023

Manager's Comments

It was a mixed month for global stocks. Japanese shares ended May firmly in the black, while a strong rally in popular 'new technology' stocks also helped US indices to close the month in positive territory. Elsewhere, shares mostly declined. Chinese equities were among the weakest performers amid concerns that China's post-Covid rebound was losing momentum. At a sector level, information technology companies outperformed by a wide margin as semiconductor companies benefitted from growing interest in artificial intelligence (AI) applications. Meanwhile, energy stocks were among the weakest given fears of waning global demand. Global bond returns were mixed. US Treasuries were pressured by fears of a default. Euro-zone bonds staged a late rally to close the month slightly higher.

Fund Details

Share Class	Inception Date	NAV per Unit	Management fee	Fund Manager	Fund size
Ordinary Class - A* (HK0000061736)	11/2000	HKD32.14	0.45% p.a.		
Ordinary Class - C (HK0000061751)	10/2000	HKD24.39	1.50% p.a.	Kelvin Chow	HKD 3,753.94m
Administration Class - A* (HK0000061777)	02/2001	HKD31.08	0.45% p.a.		

Source: All fund data quoted are Allianz Global Investors/HSBC/IDS GmbH, as at 31/05/2023, unless stated otherwise.

The performance is calculated on NAV-to-NAV basis, with net income reinvested, in HKD.

All figures are shown as at/or referenced using the last business day of the month unless otherwise indicated.

¹ Top 10 Holdings¹ does not include "cash and others" which represents cash at call, account receivable and account payable.

* The Ordinary Class - A is available to retirement, provident fund and other investors only. Any Administration Class - A is available to ORSO Schemes only. Both classes are not for retail public.

Information herein is based on sources we believe to be accurate and reliable as at the date it was made. We reserve the right to revise any information herein at any time without notice. No offer or solicitation to buy or sell securities and no investment advice or recommendation is made herein. In making investment decisions, investors should not rely solely on this material but should seek independent professional advice. Investment involves risks, in particular, risks associated with investment in emerging and less developed markets. Past performance is not indicative of future performance. Investors should read the prospectus for further details, including the risk factors, before investing. This material and website have not been reviewed by the Securities and Futures Commission of Hong Kong. Issued by Allianz Global Investors Asia Pacific Limited.

Allianz Global Investors Asia Pacific Limited (32/F, Two Pacific Place, 88 Queensway, Admiralty, Hong Kong) is the Hong Kong Representative and is regulated by the Securities and Futures Commission of Hong Kong, (54/F, One Island East 18 Westlands Road, Quarry Bay, Hong Kong).

安聯精選增長基金

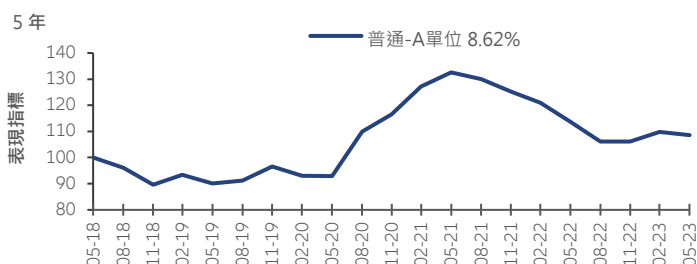
風險披露

- 本基金透過主要投資於全球股票，以達致最高之長期整體回報。
- 本基金須承擔投資風險、證券風險、與個別公司有關的風險、集中程度風險、與組合型基金的性質有關的風險、貨幣風險及資產配置風險。
- 本基金可投資於金融期貨或期權合約，會涉及較高的交易對手、流通性及市場風險。運用金融衍生工具可能失效及/或導致基金蒙受重大虧損。此基金的衍生工具風險承擔淨額最高可達此基金資產淨值的50%。
- 投資涉及的風險可能導致投資者損失部份或全部投資金額。
- 投資者不應單靠本文件的資料而作出投資決定。

投資目標

本基金透過主要投資於全球股票，以達致取得最高之長期整體回報。

表現回顧



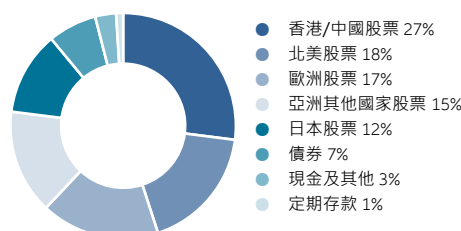
累積表現

單位	1個月	3個月	1年	3年	5年	自成立日起
普通-A單位*	-3.08%	-1.05%	-4.52%	17.00%	8.62%	221.40%
普通-C單位	-3.18%	-1.33%	-5.57%	13.18%	2.82%	143.90%
行政-A單位*	-3.12%	-1.15%	-4.93%	15.45%	6.18%	210.80%

曆年表現

單位	2018	2019	2020	2021	2022
普通-A單位*	-14.35%	17.19%	21.78%	4.71%	-16.21%
普通-C單位	-15.26%	15.92%	20.45%	3.59%	-17.15%
行政-A單位*	-14.72%	16.66%	21.18%	4.28%	-16.60%

投資組合



十大主要投資¹

ISHARES CORE MSCI CHINA ETF	中國	3.00%
TENCENT HOLDINGS LTD	中國	2.73%
HSBC S&P 500 UCITS ETF	美國	2.24%
TAIWAN SEMICONDUCTOR MANUFACTURING CO LTD	台灣	1.99%
ALIBABA GROUP HOLDING LTD	中國	1.83%
SAMSUNG ELECTRONICS CO LTD	南韓	1.72%
HDFC BANK LTD	印度	1.68%
ISHARES MSCI AUSTRALIA ETF	澳洲	1.48%
AIA GROUP LTD	香港	1.40%
OVERSEA-CHINESE BANKING CORPORATION LTD	香港	1.33%

基金經理評論

環球股市月內表現好壞參半。日本股市在5月份穩步上揚，而備受追捧的「新科技」股急升，亦有助美國股市指數在月內報升。其他地區的股市普遍下跌。中國股市成為表現最差的市場之一，因為市場擔憂中國經濟的疫後復甦動力減弱。行業方面，資訊科技企業表現大幅領先，因為半導體企業受惠於市場對人工智能應用程式的興趣日益濃厚。與此同時，由於市場憂慮全球需求下降，能源股成為表現最疲弱的行業之一。環球債券回報好壞參半。對美國違約的擔憂導致美國國庫券承壓。歐元區債券在後期上升，月底收市時輕微上漲。

基金詳情

單位	成立日期	單位資產淨值	管理年費	基金經理	基金資產值
普通-A單位* (HK0000061736)	11/2000	32.14港元	每年 0.45%		
普通-C單位 (HK0000061751)	10/2000	24.39港元	每年 1.50%	周浩乾	3,753.94 百萬港元
行政-A單位* (HK0000061777)	02/2001	31.08港元	每年 0.45%		

資料來源：除另有註明外，所有基金資料均為安聯投資 / 滙豐 / IDS GmbH，截至31/05/2023。

表現是按資產淨值對資產淨值作為基礎，淨收益再投資及以港元為計算單位。

除非另行通知，以上所有數據均為截至/或該月最後一個工作天的數據資料。

¹ “十大主要投資”並不包括“現金及其他”。“現金及其他”包括通知現金、應收款項及應付款項。

*普通 - A單位僅供退休保障計劃、公積金及其他投資者。所有行政 - A單位僅供職業退休計劃。兩個單位均不提供予零售公眾投資。

本文內所載的資料於刊載時均取材自本公司相信是準確及可靠的來源。本公司保留權利於任何時間更改任何資料，無須另行通知。本文並非就內文提及的任何證券提供建議、邀請或招攬買賣該等證券。閣下不應僅就此處提供的資料而作出投資決定，並請向財務顧問諮詢獨立意見。投資涉及風險，尤其是投資於新興及發展中市場所附帶之風險。過往表現並非未來表現的指引。投資者在投資之前應細閱基金說明書，瞭解基金詳情包括風險因素。本文件及網站並未經香港證券及期貨事務監察委員會審核。發行人為安聯環球投資亞太有限公司。

安聯環球投資亞太有限公司（香港金鐘道88號太古廣場二座32樓）是基金香港代表並受香港證券及期貨事務監察委員會（香港銅鑼灣華蘭路18號香港島東中心54樓）監管。

安聯投資退休服務專線 (852) 2238 8238

hk.allianzgi.com

ID: 1227757

Allianz
Global Investors
安聯投資