

Schroders Schroder International Selection Fund Global Bond

A Accumulation USD | Data as at 31.05.2020

Important Information

The fund invests primarily in fixed and floating rate securities.

- The fund invests in debt securities which may be subject to interest rate, credit and counterparty risks and risk relating to below investment grade and unrated debt securities, etc.
 - Investment in sovereign debt obligations which may expose the fund to political, social and economic risks. The fund may suffer significant losses upon defaults by government entities.
 - The fund may invest substantially in European securities and may suffer from adverse economic or financial events in Europe.
 - The fund may invest in mortgage related and other asset backed securities that may be subject to interest rate, credit and liquidity risks.
 - The fund's active management of currency positions may result in losses if the strategy/technique is not successful.
 - The fund may use derivatives to meet its investment objective. Derivatives exposure may involve higher counterparty, liquidity and valuation risks. In adverse situations, the fund may suffer significant losses from their derivative usage for hedging.
 - For share classes with a general dividend policy, expenses will be paid out of capital rather than out of gross income. The amount of distributable income therefore increases and the amount so increased may be considered to be dividend paid out of capital. Share classes with a fixed dividend policy may pay out both income and capital in distributions. Where distributions are paid out of capital, this amounts to a return or withdrawal of part of your original investment or capital gains attributable to that and may result in an immediate decrease in the net asset value of shares.
- You should not make any investment decision solely based on this document. Please read the relevant offering document carefully for further fund details including risk factors.

Investment Objectives

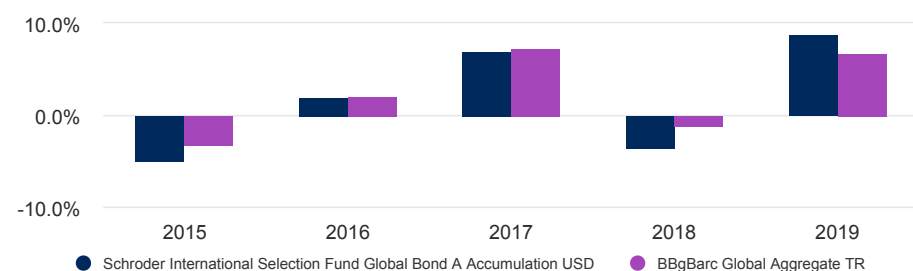
The fund aims to provide capital growth and income by investing in fixed and floating rate securities.

Share class performance (Cumulative)

Performance (%)	1 month	3 months	6 months	YTD	1 year	3 years	5 years	10 years
Fund	1.9	-1.7	0.8	-0.3	4.0	6.9	12.4	30.3
Benchmark	0.4	0.1	2.7	2.1	5.6	10.7	17.5	32.8

Annual Performance (%)	2015	2016	2017	2018	2019
Fund	-5.1	2.1	7.1	-3.5	8.8
Benchmark	-3.2	2.1	7.4	-1.2	6.8

Performance over 5 years (%)



Source: Morningstar, NAV to NAV, net income reinvested, net of fees, based on Schroder International Selection Fund Global Bond A Accumulation USD Units, USD. Some performance differences between the fund and the benchmark may arise as the benchmark returns are not adjusted for non-dealing days of the fund. Performance is calculated from the share class's since launch date (17.01.2000). This material is issued by Schroder Investment Management (Hong Kong) Limited and has not been reviewed by the SFC. The Fund size quoted includes all classes of the Fund. Investment involves risks. Price of units may go down as well as up. Past performance is not indicative of future performance. Please refer to the relevant offering documents for fund details including risk factors. Schroder International Selection Fund is referred to as Schroder ISF.

Fund literature



Download the offering documents here

Fund facts

Fund manager	Bob Jolly ; Paul Grainger
Fund launch date	03.06.1993
Fund base currency	USD
Fund size (Million)	USD 2,057.42
Number of holdings	804
Benchmark	BBgBarc Global Aggregate TR
Unit NAV	USD 12.8967
Hi/Lo (past 12 mths)	USD 13.6224 / USD 11.4986
Annualized Return (3Y)	2.24%

Fees & expenses

Initial charge up to	3.00%
Annual management fee	0.75%
Redemption fee	0.00%

Codes

ISIN	LU0106256372
Bloomberg	SCHGBAA LX
Reuters code	LU0106256372.LUF

Schroders Schroder International Selection Fund Global Bond

A Accumulation USD | Data as at 31.05.2020

Return of USD 10,000



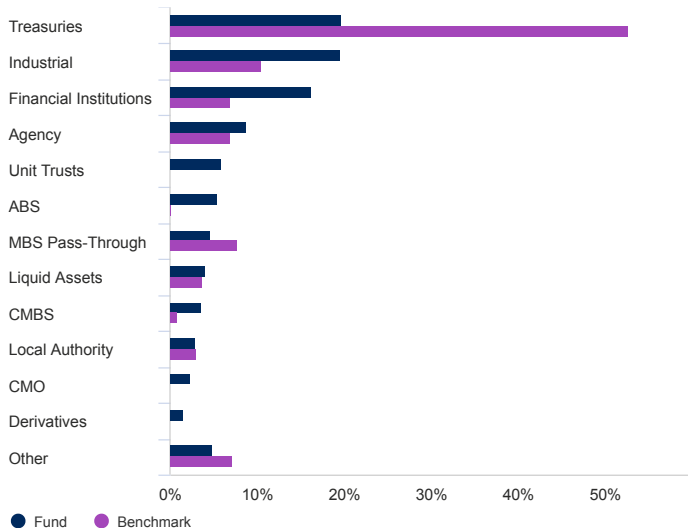
Past Performance is not a guide to future performance and may not be repeated. The value of investments and the income from them may go down as well as up and investors may not get back the amounts originally invested. Exchange rate changes may cause the value of any overseas investments to rise or fall.

The chart is for illustrative purposes only and does not reflect an actual return on any investment.

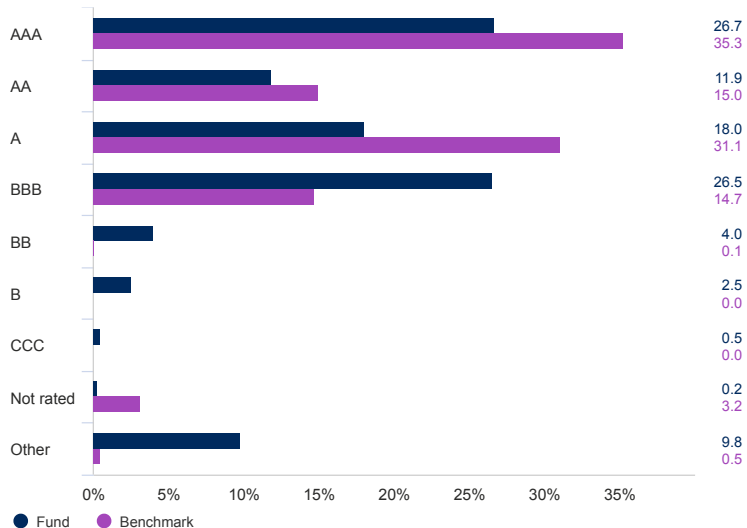
Returns are calculated NAV to NAV (which means performance does not include the effect of any initial charges), net income reinvested, net of fees.

Asset allocation


Sector (%)



Credit quality (%)



Ratings and accreditation



Please refer to the Important information section for the disclosure.

Risk statistics & financial ratios

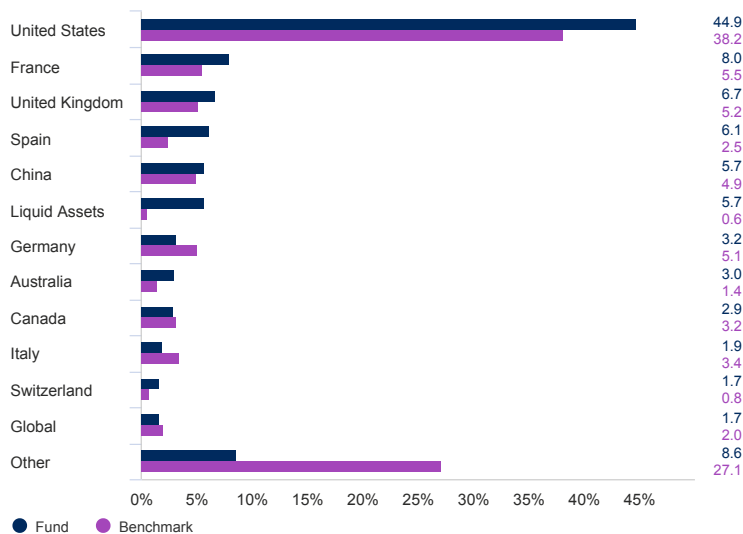
	Fund	Benchmark
Annual volatility (%) (3y)	6.6	3.9
Effective duration (years)	9.3	-

Source: Morningstar. The above ratios are based on NAV to NAV price based performance data.

Schroders Schroder International Selection Fund Global Bond

A Accumulation USD | Data as at 31.05.2020

Geographical Breakdown (%)



Top 10 holdings (%)

	Holding name	%
1	SCHRODER CHINA FIXED INCOME FUND RMB I ACC(CFMI)	5.7
2	US TREASURY NOTE 1.7500 30/09/2022	3.0
3	BONOS Y OBLIG DEL ESTADO 1.2500 31/10/2030 144A	2.5
4	SPAIN (SPGB) 1.95% 30/07/2030 REGS/144A	1.4
5	BUNDESREPUB. DEUTSCHLAND 0.0000 15/05/2035	1.3
6	CANADA (GOVERNMENT OF) 2.7500 01/12/2048	1.2
7	UNEDIC 0.0000 05/03/2030 SERIES EMTN GOVERNMENT GUARANTEED	1.1
8	TREASURY 1.7500 22/01/2049 SERIES	1.1
9	BUONI POLIENNALI DEL TES 3.1000 01/03/2040 144A REGS	1.1
10	CANADA HOUSING TRUST 1.7500 15/06/2030 144A GOVERNMENT GUARANTEED	1.1

Source: Schroders.

Share class available

	A Accumulation USD	A Distribution USD
Distribution Policy	No Distribution	Annually Variable
ISIN	LU0106256372	LU0012050992
Bloomberg	SCHGBAA LX	SCHGBAI LX

Important information

* Morningstar Rating as at 31.05.2020: © Morningstar 2020. All Rights Reserved. The information contained herein: (1) is proprietary to Morningstar and/or its content providers; (2) may not be copied or distributed; and (3) is not warranted to be accurate, complete or timely. Neither Morningstar nor its content providers are responsible for any damages or losses arising from any use of this information. Past performance is no guarantee of future results.

** Sustainability Accreditation

Our Schroders Sustainability Accreditation aims to help investors distinguish how we consider Environmental, Social and Governance ("ESG") factors across our products. This fund has been awarded an Integrated accreditation. ESG factors are embedded into the investment process and can be clearly evidenced. There is a strong commitment to stewardship and company engagement.

重要事項

基金主要投資於定息及浮息證券。

- 基金投資於債務證券或承受利率、信貸及交易對手方風險及低於投資級別和未獲評級的債務證券風險等等。
- 基金投資於主權債務可能承受政治、社會及經濟風險。當政府機構對其主權債務違約，基金可能在該等事件中蒙受重大損失。
- 基金可重大投資於歐洲證券而可能受歐洲負面的經濟或金融事件影響。
- 基金可投資於按揭相關及其他資產抵押證券而承受利率、信貸和流動性風險。
- 基金可因為其積極管理貨幣持倉策略 / 技巧不成功而引致虧損。
- 基金可投資於衍生工具以達致投資目標。運用衍生工具可涉及較高的對手方、流通性及估值的風險。在不利的情况下，基金可能會因為使用衍生工具作對沖之用而承受重大虧損。

• 一般股息政策的股份類別，支出將從資本而非總收入中支付，可分派收入因此增加，而增加的部份可被視為從資本中支付的股息。定息政策的股份類別，其股息可能同時由收入及資本中支付。從資本中支付的派息相當於從閣下原本投資的金額中，或從該等金額賺取的資本收益中退回或提取部份款項，可能導致每股資產淨值即時下跌。

閣下不應僅倚賴本文件而作出任何投資決定。請詳閱有關銷售文件以得悉基金之詳情包括風險因素。

投資目標

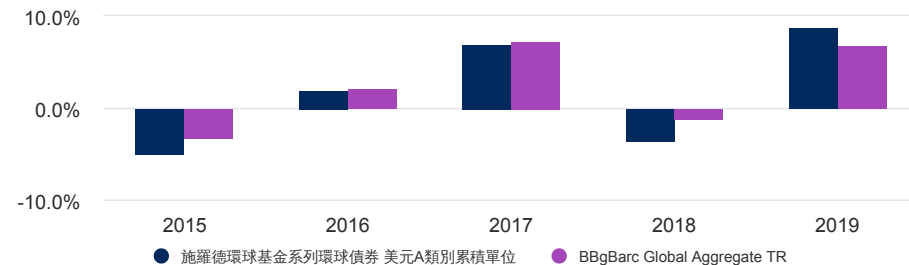
基金旨在通過投資於定息及浮息證券，以提供資本增值和收益。

股份類別表現 (累計)

表現 (%)	1個月	3個月	6個月	年初至今	1年	3年	5年	10年
基金	1.9	-1.7	0.8	-0.3	4.0	6.9	12.4	30.3
基準	0.4	0.1	2.7	2.1	5.6	10.7	17.5	32.8

年度表現 (%)	2015	2016	2017	2018	2019
基金	-5.1	2.1	7.1	-3.5	8.8
基準	-3.2	2.1	7.4	-1.2	6.8

5年表現 (%)



資料來源：晨星。以資產淨值價計算，收益再投資，已扣除費用，依據施羅德環球基金系列環球債券美元A類別累積單位、USD。本基金表現與基準表現可能存在部分差異，這是由於基準表現不考慮非交易日。基金表現由基金單位類別推出日期起計算（即：17.01.2000）。本文件由施羅德投資管理（香港）有限公司刊發並未受香港證監會檢閱。本基金之資產值已涵蓋其所有類別。投資涉及風險。單位價格可跌可升。過往表現未必可作日後業績的準則。詳情（包括風險因素）請參閱有關銷售文件。

基金文件



於此下載銷售文件

基金資料

基金經理	Bob Jolly ; Paul Grainger
基金推出日期	03.06.1993
基金基本貨幣	USD
資產值 (百萬元)	USD 2,057.42
持倉數量	804
基準	BBgBarc Global Aggregate TR
單位資產淨值	USD 12.8967
最高 / 最低 (過去十二個月)	USD 13.6224 / USD 11.4986
年度回報率 (3年)	2.24%

費用和開支

首次認購費上限	3.00%
管理年費	0.75%
贖回費	0.00%

代碼

ISIN	LU0106256372
彭博代碼	SCHGBAA LX
路透社代碼	LU0106256372.LUF

評級和認證

*



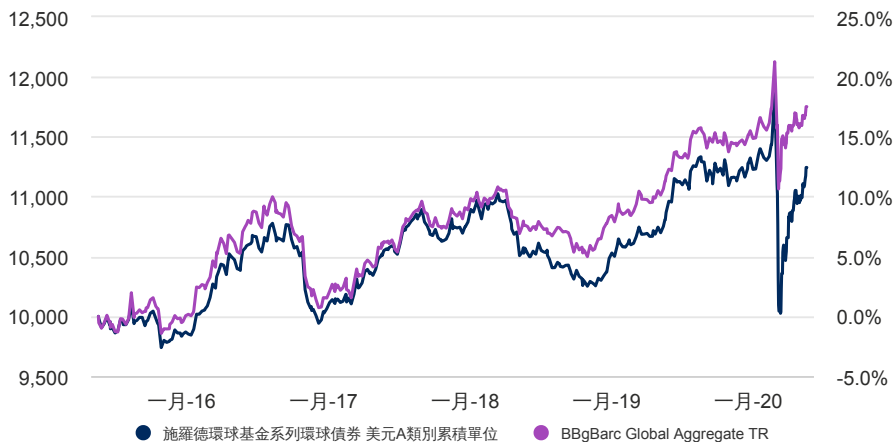
**



請參考重要事項章節。

美元A類別累積單位 | 數據截至 31.05.2020

USD 10,000 回報



風險統計數據及財務比率

	基金	基準
年均相對波幅 (%) (3年)	6.6	3.9
有效存續期 (年)	9.3	-

資料來源：晨星。上述比率以按資產淨值價計算之基金表現為基礎。

過往表現未必可作日後業績的準則，並不一定會再次重現。

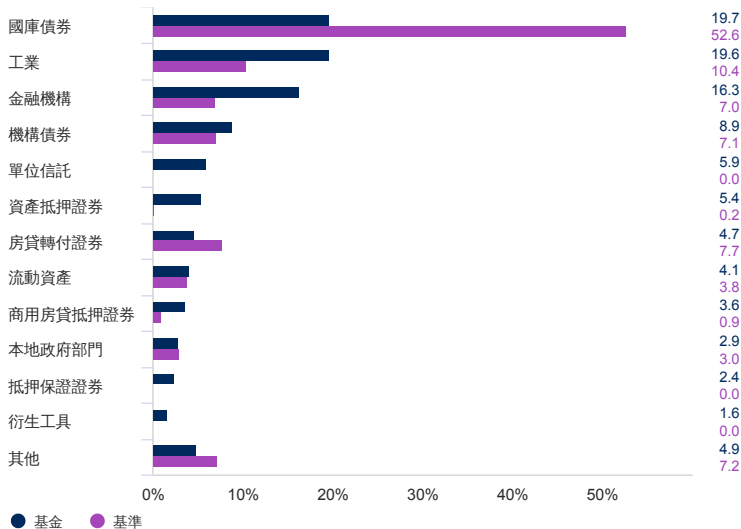
投資價值及所得收益可跌亦可升，投資者未必能取回投資本金。匯率變動可能造成海外投資價值的上升或下跌。

本圖表僅供參考之用，並未反映任何投資的實際回報率。

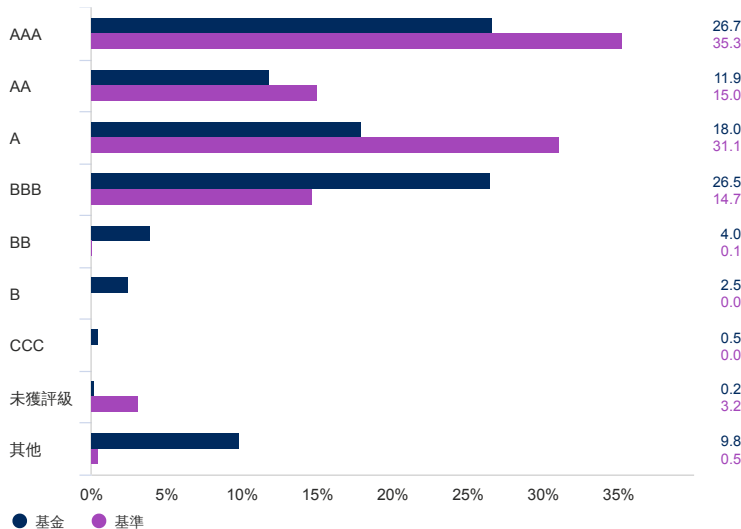
回報率以資產淨值價計算（這是指業績並不包含任何首次認購費）、收益再投資、扣除費用。

資產分佈

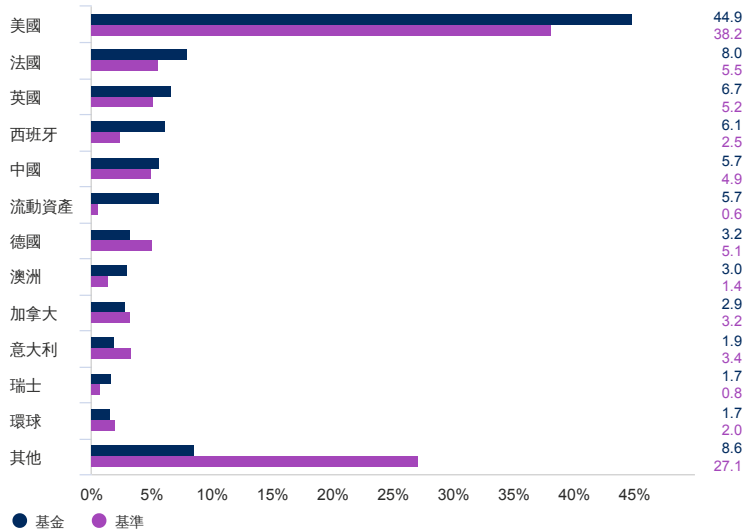
行業 (%)



信貸評級 (%)



地區資產分佈 (%)



10大主要投資 (%)

投資名稱	%
1 SCHRODER CHINA FIXED INCOME FUND RMB I ACC(CFMI)	5.7
2 US TREASURY NOTE 1.7500 30/09/2022	3.0
3 BONOS Y OBLIG DEL ESTADO 1.2500 31/10/2030 144A	2.5
4 SPAIN (SPGB) 1.95% 30/07/2030 REGS/144A	1.4
5 BUNDESREPUB. DEUTSCHLAND 0.0000 15/05/2035	1.3
6 CANADA (GOVERNMENT OF) 2.7500 01/12/2048	1.2
7 UNEDIC 0.0000 05/03/2030 SERIES EMTN GOVERNMENT GUARANTEED	1.1
8 TREASURY 1.7500 22/01/2049 SERIES	1.1
9 BUONI POLIENNALI DEL TES 3.1000 01/03/2040 144A REGS	1.1
10 CANADA HOUSING TRUST 1.7500 15/06/2030 144A GOVERNMENT GUARANTEED	1.1

資料來源: 施羅德投資。

可認購股份類別

	美元A類別累積單位	美元A類別收息單位
派息政策	無派息	每年可變
ISIN	LU0106256372	LU0012050992
彭博代碼	SCHGBAA LX	SCHGBAI LX

重要事項

* 晨星評級截至31.05.2020: © Morningstar 2020.保留所有權利。此處包含的資訊為: (1) 為晨星和/或其內容提供者所專有; (2) 不得複製或流通; 以及 (3) 並不保證是準確、完全或及時的。晨星及其內容提供者對於使用這些資訊所造成的損害或損失, 概不承擔任何責任。過往表現未必可作日後業績的準則。

** 可持續發展認證

施羅德可持續發展認證旨在幫助投資者區別我們在所有產品中考慮環境、社會及管治 (「ESG」) 因素的方式。

本基金已獲得整合性認證。環境、社會及管治因素已經融入投資過程中, 而且可被清楚證明。在管理工作與公司參與方面均有堅決承諾。