

Schroders

Schroder International Selection Fund Global Bond

A Accumulation USD | Data as at 31.10.2019

Important Information

The fund invests primarily in fixed and floating rate securities.

- The fund invests in debt securities which may be subject to interest rate, credit and counterparty risks. The fund may invest in unrated and non-investment grade securities which are exposed to greater credit risks.
 - The fund may invest in mortgage related and other asset backed securities that may be subject to interest rate, credit, valuation and liquidity risks.
 - The fund's active management of currency positions may result in losses if the strategy/technique is not successful.
 - The fund may use derivatives extensively for investment purposes (with a net leverage exposure of over 100%). Derivatives exposure may involve higher counterparty, liquidity and valuation risks. In adverse situations, the fund may suffer significant losses from their derivative usage for hedging.
 - For share classes with a general dividend policy, expenses will be paid out of capital rather than out of gross income. The amount of distributable income therefore increases and the amount so increased may be considered to be dividend paid out of capital. Share classes with a fixed dividend policy may pay out both income and capital in distributions. Where distributions are paid out of capital, this amounts to a return or withdrawal of part of your original investment or capital gains attributable to that and may result in an immediate decrease in the net asset value of shares.
- You should not make any investment decision solely based on this document. Please read the relevant offering document carefully for further fund details including risk factors.

Investment Objectives

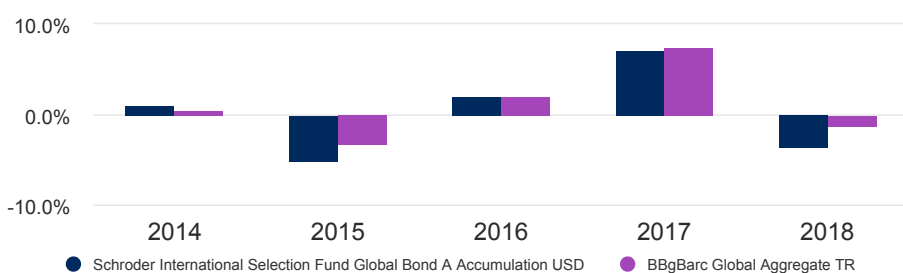
The fund aims to provide capital growth and income by investing in fixed and floating rate securities.

Share class performance (Cumulative)

Performance (%)	1 month	3 months	6 months	YTD	1 year	3 years	5 years	10 years
Fund	1.0	1.7	5.5	8.8	10.0	7.4	7.4	27.4
Benchmark	0.7	1.7	5.0	7.0	9.5	8.6	11.1	26.3

Annual Performance (%)	2014	2015	2016	2017	2018
Fund	0.9	-5.1	2.1	7.1	-3.5
Benchmark	0.6	-3.2	2.1	7.4	-1.2

Performance over 5 years (%)



Source: Morningstar, NAV to NAV, net income reinvested, net of fees, based on Schroder International Selection Fund Global Bond A Accumulation USD Units, USD. Schroder International Selection Fund is referred to as Schroder ISF. The Fund size quoted includes all classes of the Fund. Investment involves risks. Price of units may go down as well as up. Past performance is not indicative of future performance. Please refer to the relevant offering documents for fund details including risk factors. This material is issued by Schroder Investment Management (Hong Kong) Limited and has not been reviewed by the SFC. Performance is calculated from the share class's since launch date (17.01.2000).

Fund facts

Fund manager	Bob Jolly ; Paul Grainger
Fund launch date	03.06.1993
Fund base currency	USD
Fund size (Million)	USD 2,199.58
Number of holdings	775
Benchmark	BBgBarc Global Aggregate TR
Unit NAV	USD 12.9430
Hi/Lo (past 12 mths)	USD 13.0521 / USD 11.7353
Annualized Return (3Y)	2.41%

Fees & expenses

Initial charge up to	3.00%
Annual management fee	0.75%

Codes

ISIN	LU0106256372
Bloomberg	SCHGBAA LX

Ratings and accreditation

*



Please refer to the Important information section for the disclosure.

Schroders Schroder International Selection Fund Global Bond

A Accumulation USD | Data as at 31.10.2019

Return of USD 10,000



Risk statistics & financial ratios

	Fund	Benchmark
Annual volatility (%) (3y)	4.8	4.3
Effective duration (years)	8.8	-

Source: Morningstar. The above ratios are based on NAV to NAV price based performance data.

Past Performance is not a guide to future performance and may not be repeated.

The value of investments and the income from them may go down as well as up and investors may not get back the amounts originally invested. Exchange rate changes may cause the value of any overseas investments to rise or fall.

The chart is for illustrative purposes only and does not reflect an actual return on any investment.

Returns are calculated NAV to NAV (which means performance does not include the effect of any initial charges), net income reinvested, net of fees.

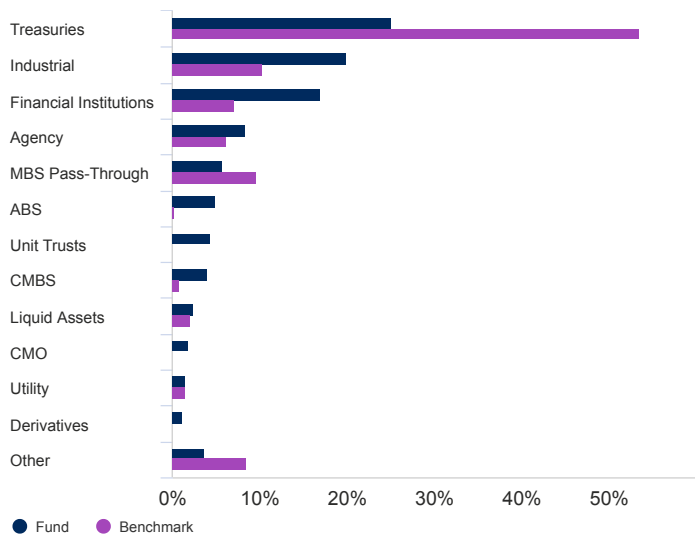
Schroders

Schroder International Selection Fund Global Bond

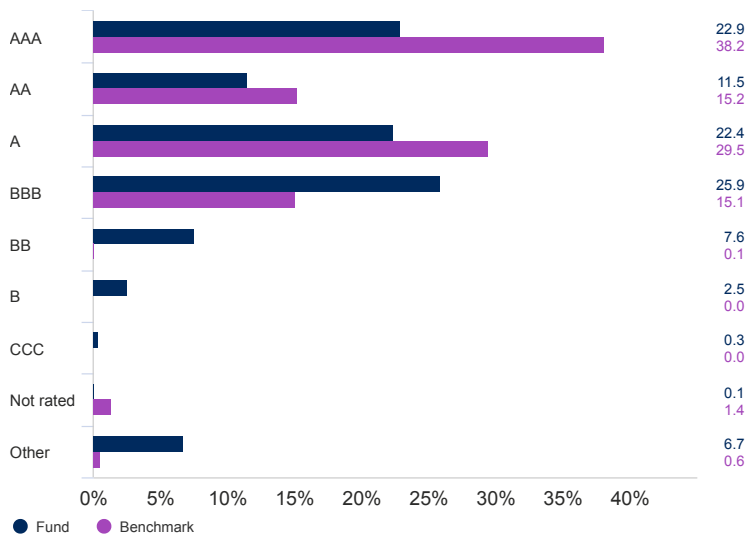
A Accumulation USD | Data as at 31.10.2019

Asset allocation

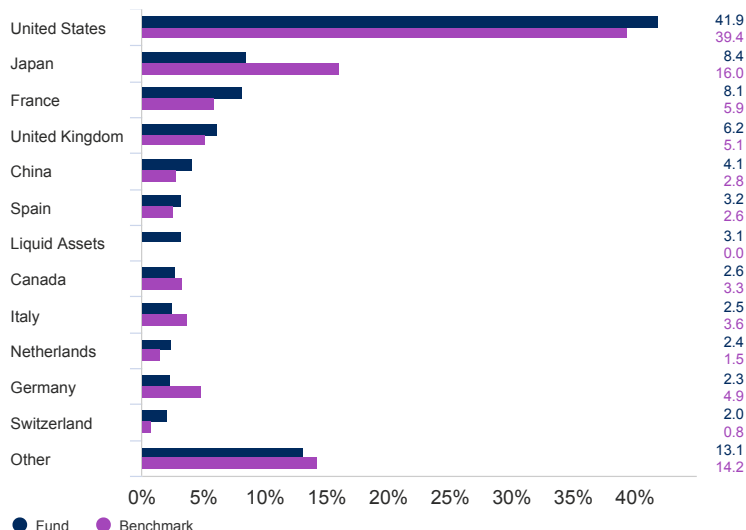
Sector (%)



Credit quality (%)



Geographical Breakdown (%)



Top 10 holdings (%)

	Holding name	%
1	SCHRODER CHINA FIXED INCOME FUND RMB I ACC(CFMI)	4.1
2	JAPAN 1.2% 20/12/2020 10-YR 312	3.4
3	JAPAN 1.9% 20/09/2042 30-YR SERIES 37	2.7
4	JAPAN 1.1% 20/03/2033 30-YR 10	2.3
5	FRANCE (GOVT OF) 0.5% 25/05/2025	1.8
6	TREASURY 1.7500 22/01/2049 SERIES	1.4
7	SWITZERLAND 4% 11/02/2023	1.3
8	FMS WERTMANAGEMENT AOER 2.7500 06/03/2023	1.3
9	SPAIN (SPGB) 1.4500 31/10/2027 144A REGS	1.3
10	NOTA DO TESOURO NACIONAL 10.0000 01/01/2025 SERIES NTN	1.2

Source: Schroders.

Schroders

Schroder International Selection Fund Global Bond

A Accumulation USD | Data as at 31.10.2019

Share class available

	A Accumulation USD	A Distribution USD
Distribution Policy	No Distribution	Annually Variable
ISIN	LU0106256372	LU0012050992
Bloomberg	SCHGBAA LX	SCHGBAI LX

Important information

* Morningstar Rating as at 31.10.2019: © Morningstar 2019. All Rights Reserved. The information contained herein: (1) is proprietary to Morningstar and/or its content providers; (2) may not be copied or distributed; and (3) is not warranted to be accurate, complete or timely. Neither Morningstar nor its content providers are responsible for any damages or losses arising from any use of this information. Past performance is no guarantee of future results.



Download the offering documents here