

# Schroders

## Schroder Hong Kong Money Market Fund

Accumulation HKD | Data as at 30.11.2019

### Important Information

The fund invests in short term deposits and money market instruments denominated in HKD.

- Investment in the fund is not in the nature of a deposit in a bank account and is neither guaranteed nor protected. Investors may be subject to loss.
- Investment in money market and fixed income instruments is subject to interest rates, credit, counterparty and settlement and liquidity risk. You should not make any investment decision solely based on this document. Please read the relevant offering document carefully for further fund details including risk factors.

### Investment Objectives

The fund aims to provide an investment medium for investors to enjoy the rates available from a managed portfolio of short term money market investments combined with a degree of security and ready availability of monies. The manager's policy will be to invest at least 70% of the fund's net asset value in a range of deposits with banks, debt securities and other money market instruments. Investments will be limited to HK Dollar deposits and HK Dollar denominated securities of less than 12 months maturity, with an average portfolio maturity not exceeding 90 days.

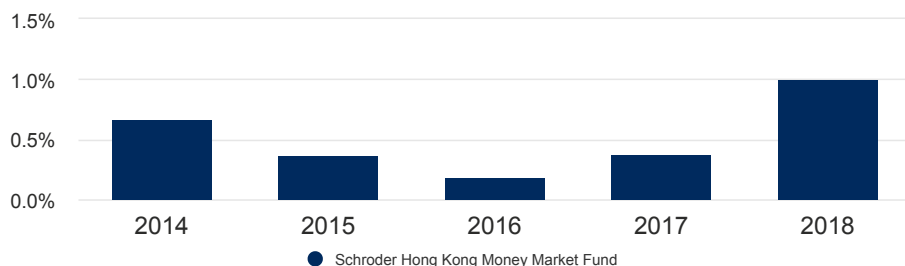
### Share class performance (Cumulative)

Performance (%)	1 month	3 months	6 months	YTD	1 year	3 years	5 years	10 years
<b>Fund</b>	0.1	0.4	0.8	1.2	1.3	2.7	3.3	5.2

Annual Performance (%)	2014	2015	2016	2017	2018
<b>Fund</b>	0.7	0.4	0.2	0.4	1.0

### Performance over 5 years (%)



Source: Morningstar, NAV to NAV, net income reinvested, net of fees, based on Schroder Hong Kong Money Market Fund Units, HKD. The Fund size quoted includes all classes of the Fund. Investment involves risks. Price of units may go down as well as up. Past performance is not indicative of future performance. Please refer to the relevant offering documents for fund details including risk factors. This material is issued by Schroder Investment Management (Hong Kong) Limited and has not been reviewed by the SFC. Performance is calculated from the share class's since launch date (17.06.1986).

### Fund facts

Fund manager	Chow Yang Ang
Fund launch date	17.06.1986
Fund base currency	HKD
Fund size (Million)	HKD 1,448.70
Unit NAV	HKD 1.6834
Hi/Lo (past 12 mths)	HKD 1.6834 / HKD 1.6612
Annualized Return (3Y)	0.88%

### Fees & expenses

Initial charge up to	-
Annual management fee	0.25%

### Codes

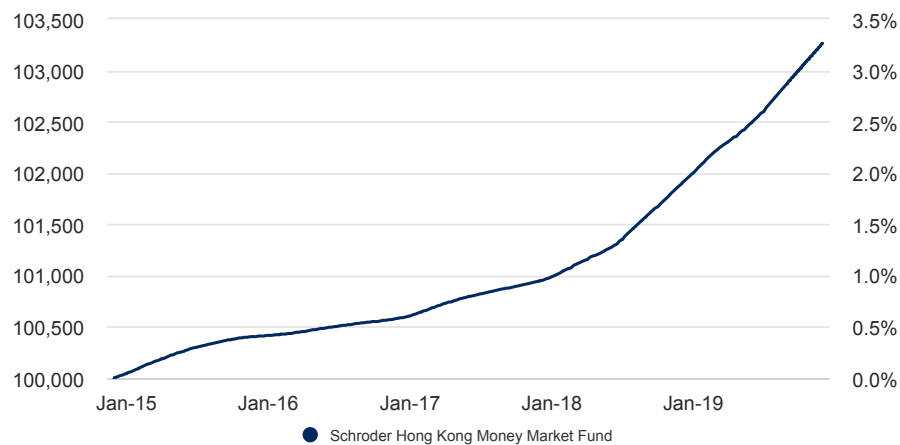
ISIN	HK0000201621
Bloomberg	SCHHKMI HK

# Schroders

## Schroder Hong Kong Money Market Fund

Accumulation HKD | Data as at 30.11.2019

### Return of HKD 100,000



### Risk statistics & financial ratios

	Fund
Annual volatility (%) (3y)	0.1

Source: Morningstar. The above ratios are based on NAV to NAV price based performance data.

**Past Performance is not a guide to future performance and may not be repeated. The value of investments and the income from them may go down as well as up and investors may not get back the amounts originally invested. Exchange rate changes may cause the value of any overseas investments to rise or fall.**

The chart is for illustrative purposes only and does not reflect an actual return on any investment.

Returns are calculated NAV to NAV (which means performance does not include the effect of any initial charges), net income reinvested, net of fees.

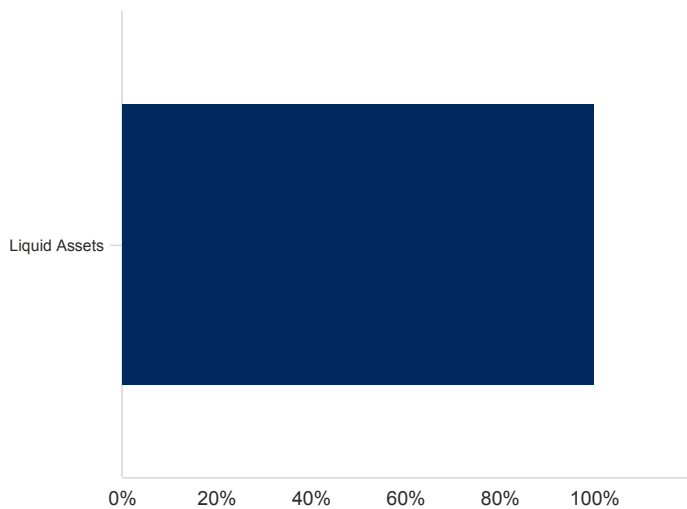
# Schroders

## Schroder Hong Kong Money Market Fund

Accumulation HKD | Data as at 30.11.2019

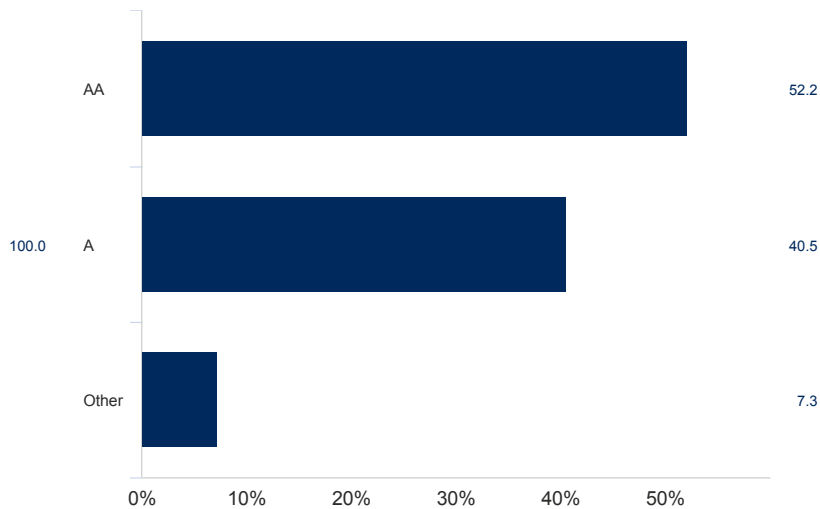
### Asset allocation

#### Sector (%)



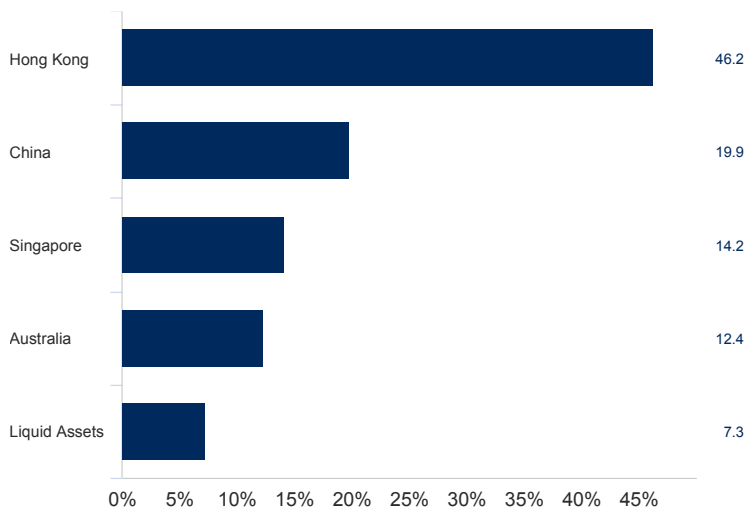
● Fund

#### Credit quality (%)



● Fund

#### Geographical Breakdown (%)



● Fund

#### Top 10 holdings (%)

	Holding name	%
1	INDUSTRIAL AND COMMERCIAL BANK OF/HKD/24-10-2019/24-01-2020/2.05	7.1
2	BANK OF CHINA (HONG KONG) LTD HK/HKD/11-11-2019/11-02-2020/1.71	7.1
3	CHINA CONSTRUCTION BANK CORP (TOKY CD 22/11/2019 24/12/2019 0.0	6.9
4	AUSTRALIA AND NEW ZEALAND BANKING/HKD/28-10-2019/03-01-2020/1.6	6.5
5	AUSTRALIA AND NEW ZEALAND BANKING/HKD/14-11-2019/14-02-2020/2.34	5.9
6	INDUSTRIAL AND COMMERCIAL BANK OF/HKD/29-10-2019/29-01-2020/2.05	5.7
7	CHINA CONSTRUCTION BANK ASIA CORPO/HKD/25-11-2019/29-01-2020/2.1	5.5
8	OVERSEA-CHINESE BANKING CORPORATIO/HKD/03-09-2019/03-12-2019/1.99	5.4
9	OVERSEA-CHINESE BANKING CORPORATIO/HKD/04-11-2019/06-01-2020/1.99	5.3
10	BANK OF COMMUNICATIONS CO LTD HK/HKD/04-09-2019/04-12-2019/1.87	5.1

Source: Schroders.

Please note: Others stated in the ratings breakdown may include Unit Trusts, Cash and Derivatives.

# Schroders

## Schroder Hong Kong Money Market Fund

Accumulation HKD | Data as at 30.11.2019



Download the offering documents here

### 重要事項

基金投資於短期的港元存款及金融市場證券。

• 基金的投資並不同銀行存款及並不享有任何保證或保障，投資者可能須承擔虧損。

• 基金於貨幣市場工具及定息證券的投資須承擔利率、信貸、對手方及結算和流動性風險。

閣下不應僅倚賴本文件而作出任何投資決定。請詳閱有關銷售文件以得悉基金之詳情包括風險因素。

### 投資目標

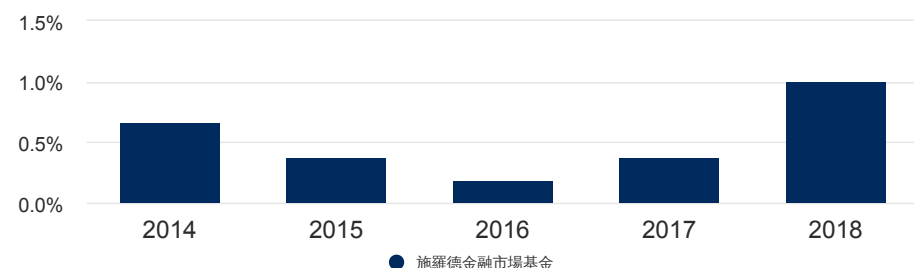
基金旨在為投資者提供一個投資媒介，使該等投資者得以從備受管理的短期金融市場投資組合中賺取息率，除有一定程度的安全性外，更可隨時套現。經理人的政策為將基金的資產淨值至少70%投資於多類型銀行存款、債務證券及其他金融市場票據。投資將限於12個月內到期之港元存款和港元證券，投資組合的平均存款期不超過90天。

### 股份類別表現 ( 累計 )

表現 (%)	1個月	3個月	6個月	年初至今	1年	3年	5年	10年
基金	0.1	0.4	0.8	1.2	1.3	2.7	3.3	5.2

年度表現 (%)	2014	2015	2016	2017	2018
基金	0.7	0.4	0.2	0.4	1.0

### 5年表現(%)



資料來源：晨星。以資產淨值價計算，收益再投資，已扣除費用，依據施羅德金融市場基金單位、HKD。本基金之資產值已涵蓋其所有類別。投資涉及風險。單位價格可跌可升。過往表現未必可作日後業績的準則。詳情（包括風險因素）請參閱有關銷售文件。本文件由施羅德投資管理（香港）有限公司刊發並未受香港證監會檢閱。基金表現由基金單位類別推出日期起計算（即：17.06.1986）。HKD 代表港元。

### 基金資料

基金經理	Chow Yang Ang
基金推出日期	17.06.1986
基金基本貨幣	HKD
資產值 (百萬元)	HKD 1,448.70
單位資產淨值	HKD 1.6834
最高/最低 (過去十二個月)	HKD 1.6834 / HKD 1.6612
年度回報率 (3年)	0.88%

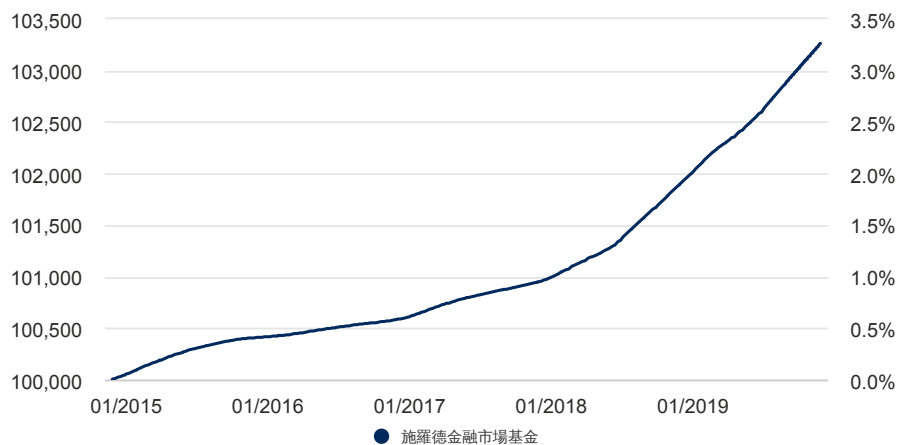
### 費用和開支

首次認購費上限	-
管理年費	0.25%

### 代碼

ISIN	HK0000201621
彭博代碼	SCHHKMI HK

## HKD 100,000 回報



過往表現未必可作日後業績的準則，並不一定會再次重現。

投資價值及所得收益可跌亦可升，投資者未必能取回投資本金。匯率變動可能造成海外投資價值的上升或下跌。

本圖表僅供參考之用，並未反映任何投資的實際回報率。

回報率以資產淨值價計算（這是指業績並不包含任何首次認購費）、收益再投資、扣除費用。

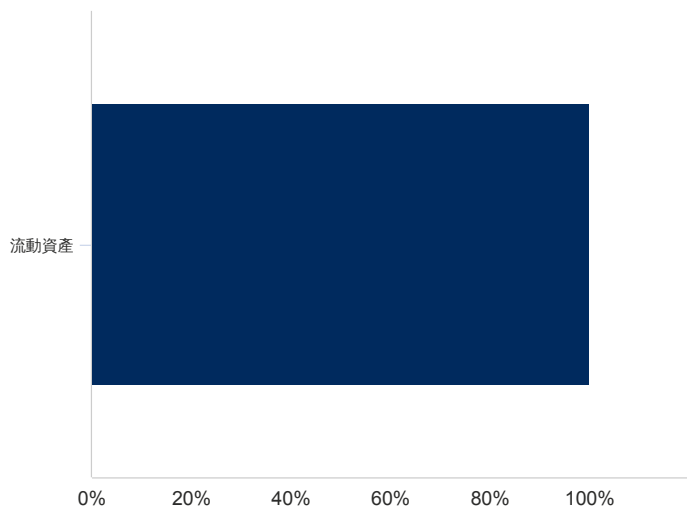
## 風險統計數據及財務比率

	基金
年均相對波幅 (%) (3年)	0.1

資料來源：晨星。上述比率以按資產淨值價計算之基金表現為基礎。

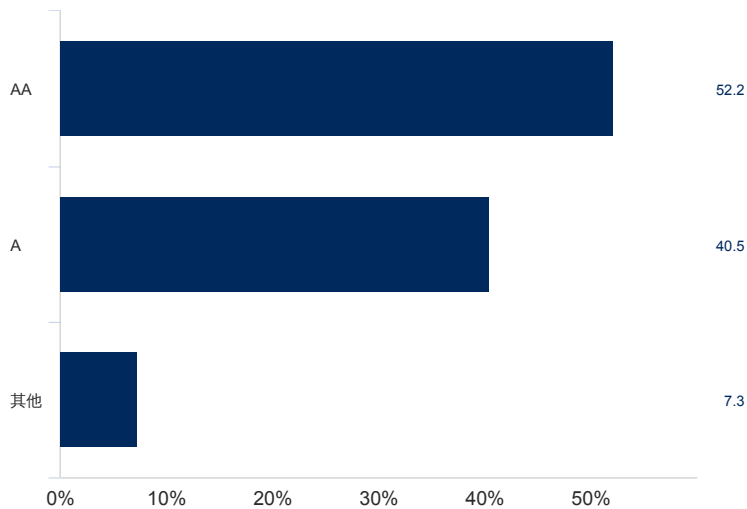
### 資產分佈

#### 行業 (%)



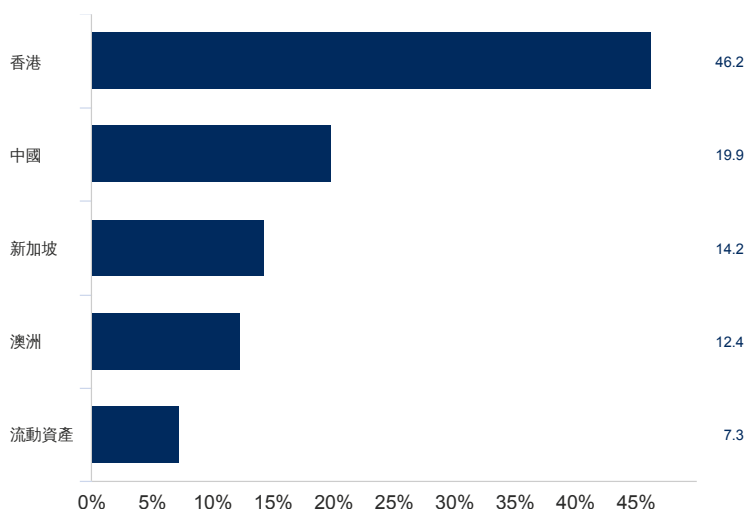
● 基金

#### 信貸評級 (%)



● 基金

#### 地區資產分佈 (%)



● 基金

#### 10大主要投資 (%)

	投資名稱	%
1	INDUSTRIAL AND COMMERCIAL BANK OF/HKD/24-10-2019/24-01-2020/2.05	7.1
2	BANK OF CHINA (HONG KONG) LTD HK/HKD/11-11-2019/11-02-2020/1.71	7.1
3	CHINA CONSTRUCTION BANK CORP (TOKY CD 22/11/2019 24/12/2019 0.0	6.9
4	AUSTRALIA AND NEW ZEALAND BANKING/HKD/28-10-2019/03-01-2020/1.6	6.5
5	AUSTRALIA AND NEW ZEALAND BANKING/HKD/14-11-2019/14-02-2020/2.34	5.9
6	INDUSTRIAL AND COMMERCIAL BANK OF/HKD/29-10-2019/29-01-2020/2.05	5.7
7	CHINA CONSTRUCTION BANK ASIA CORPO/HKD/25-11-2019/29-01-2020/2.1	5.5
8	OVERSEA-CHINESE BANKING CORPORATIO/HKD/03-09-2019/03-12-2019/1.99	5.4
9	OVERSEA-CHINESE BANKING CORPORATIO/HKD/04-11-2019/06-01-2020/1.99	5.3
10	BANK OF COMMUNICATIONS CO LTD HK/HKD/04-09-2019/04-12-2019/1.87	5.1

資料來源: 施羅德投資。請注意: 信貸評級中列出的"其他"可能包括單位信託, 現金和衍生工具。



於此下載銷售文件

如欲了解有關施羅德基金的更多資料, 請瀏覽: [schroders.com.hk](http://schroders.com.hk)