

# Schroders

## Schroder U.S. Dollar Money Fund

Accumulation USD | Data as at 28.02.2023

### Important Information

The fund invests in short term deposits and money market instruments denominated in USD.

•Investment in the fund is not in the nature of a deposit in a bank account and is neither guaranteed nor protected. Investors may be subject to loss.

•Investment in money market and fixed income instruments is subject to interest rates risks, credit risk, counterparty and settlement risk, etc. .

•The fund invests primarily in US Dollar instruments and subjects to higher level of concentration risks than a fund investing in a more diversified portfolio/strategy.

You should not make any investment decision solely based on this document. Please read the relevant offering document carefully for further fund details including risk factors.

### Investment Objectives

The fund aims to provide an investment medium for investors to enjoy the rates available from a managed portfolio of short term and high quality money market investments and seeks to offer returns in line with money market rates combined with a degree of security and ready availability of monies. The manager's policy will be to invest at least 70% of the fund's net asset value in a range of short-term deposits and high quality money market instruments and money market funds that are authorised by the SFC under 8.2 of the Code on Unit Trusts and Mutual Funds or regulated in a manner generally comparable with the requirements of the SFC and acceptable to the SFC. Investments will be limited to US Dollar short-term deposits and US Dollar denominated high quality money market instruments with a remaining maturity of less than 397 days, or two years in the case of Government and other public securities, with a weighted average portfolio maturity not exceeding 60 days and a weighted average life not exceeding 120 days.

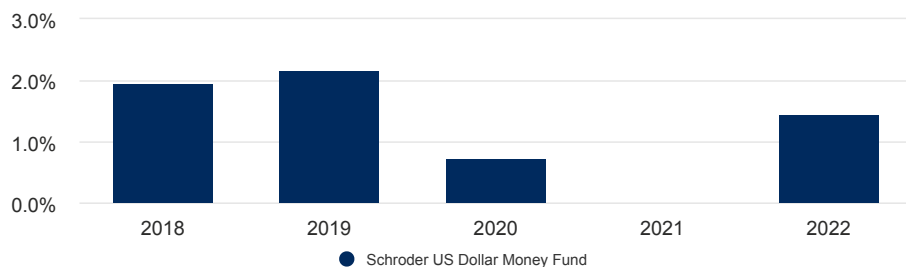
### Share class performance (Cumulative)

Performance (%)	1 month	3 months	6 months	YTD	1 year	3 years	5 years	10 years
<b>Fund</b>	0.3	1.1	1.8	0.7	2.2	2.6	6.9	9.9

Annual Performance (%)	2018	2019	2020	2021	2022
<b>Fund</b>	1.9	2.2	0.7	0.0	1.5

### Performance over 5 years (%)



Source: Morningstar, NAV to NAV, net income reinvested, net of fees, based on Schroder US Dollar Money Fund Units, USD. Effective 30/12/2019, the investment objective is changed (previous objective: The fund aims to provide an investment medium for investors to enjoy the rates available from a managed portfolio of short term money market investments combined with a degree of security and ready availability of monies. The manager's policy will be to invest at least 70% of the fund's net asset value in a range of deposits with banks, commercial paper of leading companies and other money market instruments. Investments will be limited to US Dollar deposits and US Dollar denominated securities of less than 12 months maturity, with an average portfolio maturity not exceeding 90 days. ) The Fund size quoted includes all classes of the Fund. Investment involves risks. Price of units may go down as well as up. Past performance is not indicative of future performance. Please refer to the relevant offering documents for fund details including risk factors. This material is issued by Schroder Investment Management (Hong Kong) Limited and has not been reviewed by the SFC. Performance is calculated from the share class's since launch date (09.07.1991). The names of the target and comparator(s) benchmarks may be displayed in abbreviation format, please refer to the Benchmark and corporate action information section for the full benchmark names.

### Fund literature



Download the offering documents and investor notice here

### Fund facts

Fund manager	Chow Yang Ang
Fund launch date	09.07.1991
Fund base currency	USD
Fund size (Million)	USD 423.37
Unit NAV	USD 1.7907
Hi/Lo (past 12 mths)	USD 1.7907 / USD 1.7525
Annualized Return (3Y)	0.87%

### Fees & expenses

Initial charge up to	5.00%
Annual management fee	0.250%
Redemption fee	0.00%

### Codes

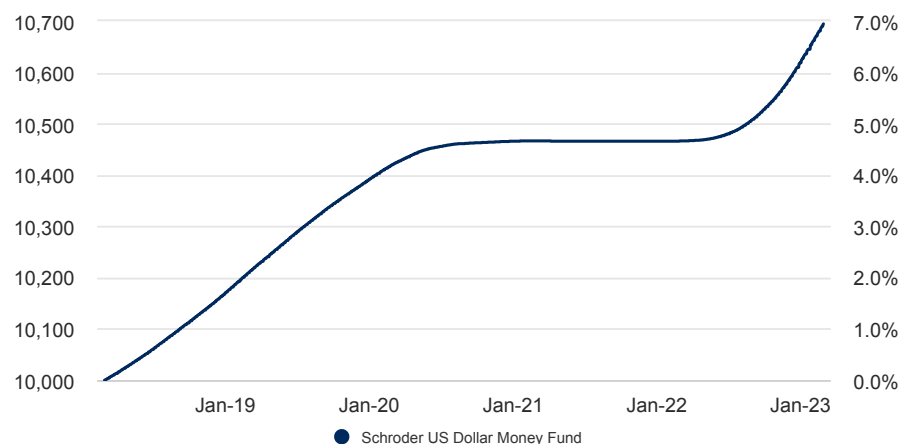
ISIN	HK0000201613
Bloomberg	SCHMUSI HK

# Schroders

## Schroder U.S. Dollar Money Fund

Accumulation USD | Data as at 28.02.2023

### Return of USD 10,000



### Risk statistics & financial ratios

	Fund
Annual volatility (%) (3y)	0.4

Source: Morningstar. The above ratios are based on NAV to NAV price based performance data.

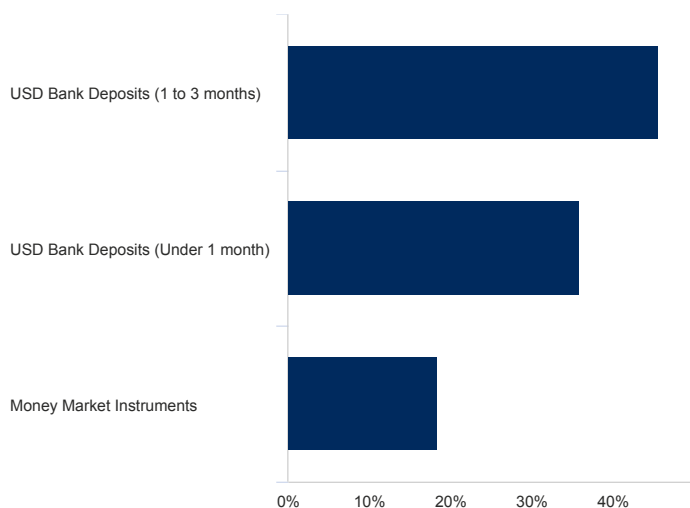
**Past Performance is not a guide to future performance and may not be repeated. The value of investments and the income from them may go down as well as up and investors may not get back the amounts originally invested. Exchange rate changes may cause the value of any overseas investments to rise or fall. Performance data does not take into account any commissions and costs, if any, charged when units or shares of any fund, as applicable, are issued and redeemed.**

The chart is for illustrative purposes only and does not reflect an actual return on any investment.

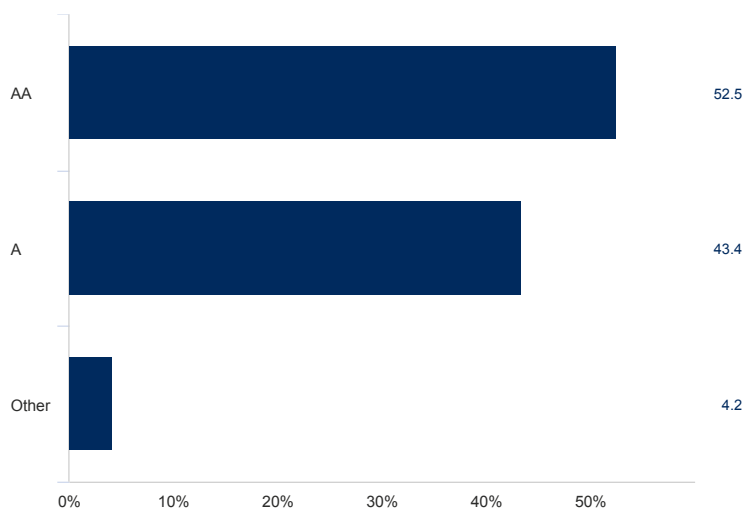
Returns are calculated NAV to NAV (which means performance does not include the effect of any initial charges), net income reinvested, net of fees.

### Asset allocation

#### Sector (%)



#### Credit quality (%)

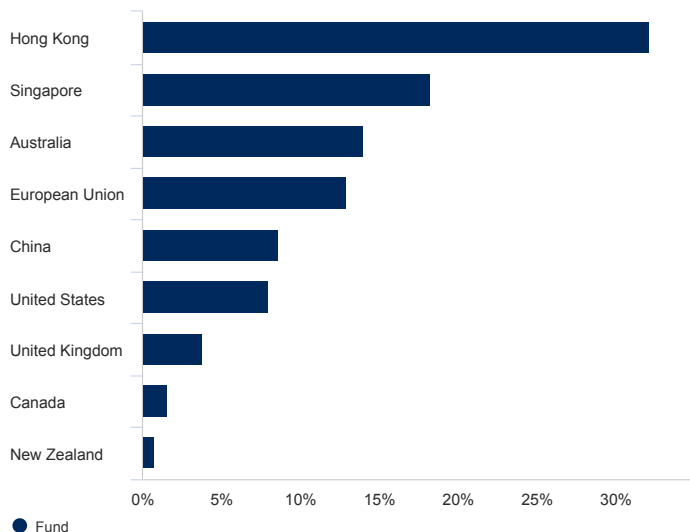


# Schroders

## Schroder U.S. Dollar Money Fund

Accumulation USD | Data as at 28.02.2023

### Geographical breakdown (%)



### Top 10 holdings (%)

Holding name	%
OCBCSP 2-Mth 4.62% 28/04/2023	9.6
CCB 3-Mth 4.9% 30/05/2023	8.0
STANLN 3-Mth 4.72% 10/05/2023	7.6
SANTAN 2-Mth 4.2% 01/03/2023	6.0
STANLN 3-Mth 4.7% 22/05/2023	5.4
OCBCSP 3-Mth 4.57% 20/04/2023	5.2
SANTAN 2-Mth 4.3% 27/03/2023	4.8
BANK OF CHINA LTD (SINGAPORE BRANC 4% 23/03/2023	4.8
STANLN 3-Mth 4.74% 16/05/2023	4.5
CBAAU 1-Mth 4.5% 28/03/2023	4.5

Source: Schroders.

Percentages of allocation may not sum up to 100% due to rounding issue. Please note: Others stated in the ratings breakdown may include Unit Trusts, Cash and Derivatives.

### 重要事項

基金投資於短期的美元存款及金融市場證券。

- 基金的投資並不同銀行存款及並不享有任何保證或保障，投資者可能須承擔虧損。
  - 基金於金融市場工具及定息證券的投資須承擔利率風險、信貸風險、對手方及結算流動性風險等等。
  - 基金投資於主要投資於美元工具會承受較投資於採用較多元化的投資組合/策略的基金為高的集中風險。
- 閣下不應僅倚賴本文件而作出任何投資決定。請詳閱有關銷售文件以得悉基金之詳情包括風險因素。

### 投資目標

基金旨在為投資者提供一個投資媒介，使該等投資者得以從備受管理的短期及優質金融市場投資項目的組合中賺取息率並尋求提供相當於金融市場利率的回報，除有一定程度的安全性外，更可隨時套現。經理人的政策為將基金的資產淨值至少70%投資於多類型短期存款及優質金融市場票據及《單位信託及互惠基金守則》第8.2節所指獲證監會認可或以與證監會的規定大致相若的方式受到監管而且獲證監會接納的貨幣市場基金。投資將限於美元短期存款和餘下屆滿期少於397天的美元優質金融市場票據，或如屬政府證券及其他公共證券，則餘下屆滿期少於兩年，投資組合的加權平均屆滿期不超過60天及其加權平均有效期不超過120天。

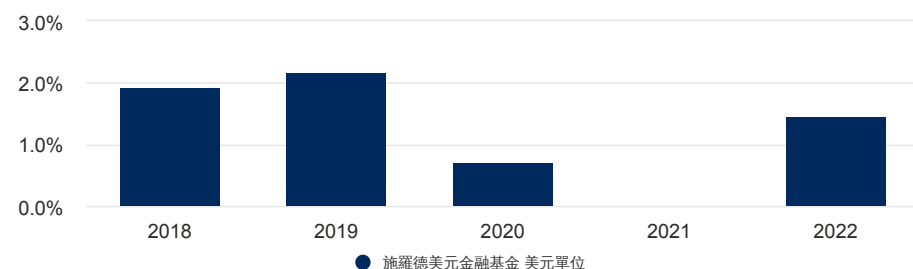
### 股份類別表現 (累計)

表現 (%)	1個月	3個月	6個月	年初至今	1年	3年	5年	10年
基金	0.3	1.1	1.8	0.7	2.2	2.6	6.9	9.9

年度表現 (%)	2018	2019	2020	2021	2022
基金	1.9	2.2	0.7	0.0	1.5

### 5年表現(%)



資料來源：晨星。以資產淨值價計算，收益再投資，已扣除費用，依據施羅德美元金融基金 美元單位、美元。投資目標由30.12.2019起生效(前投資目標：基金旨在為投資者提供一個投資媒介，使該等投資者得以從備受管理的短期金融市場投資組合中賺取息率，除有一定程度的安全性外，更可隨時套現。經理人的政策為將基金的資產淨值至少70%投資於多類型銀行存款、具規模的公司的商業票據及其他金融市場票據。投資將限於12個月內到期之美元存款和美元證券，投資組合的平均存款期不超過90天。)本基金之資產值已涵蓋其所有類別。投資涉及風險。單位價格可跌可升。過往表現未必可作日後業績的準則。詳情（包括風險因素）請參閱有關銷售文件。本文件由施羅德投資管理（香港）有限公司刊發並未受香港證監會檢閱。基金表現由基金單位類別推出日期起計算（即：09.07.1991）。目標和比較基準的名稱可能以縮寫的格式展示，有關完整的基準名稱，請參閱基準和公司行為信息部分。

### 基金文件



於此下載銷售文件和投資者公告

### 基金資料

基金經理	洪朝陽
基金推出日期	09.07.1991
基金基本貨幣	美元
資產值 (百萬元)	美元 423.37
單位資產淨值	美元 1.7907
最高 / 最低 (過去十二個月)	美元 1.7907 / 美元 1.7525
年度回報率 (3年)	0.87%

### 費用和開支

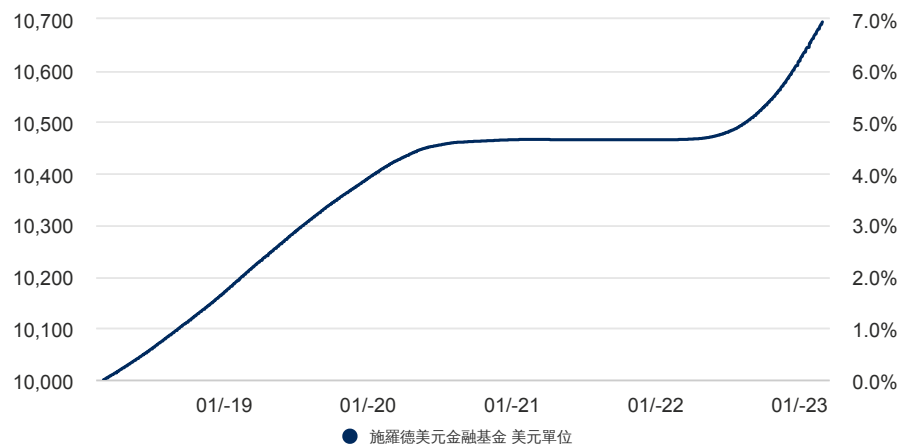
首次認購費上限	5.00%
管理年費	0.250%
贖回費	0.00%

### 代碼

ISIN	HK0000201613
彭博代碼	SCHMUSI HK

美元單位 | 數據截至 28.02.2023

## 美元 10,000 回報



## 風險統計數據及財務比率

	基金
年均相對波幅 (%) (3 年)	0.4

資料來源：晨星。上述比率以按資產淨值價計算之基金表現為基礎。

過往表現未必可作日後業績的準則，並不一定會再次重現。

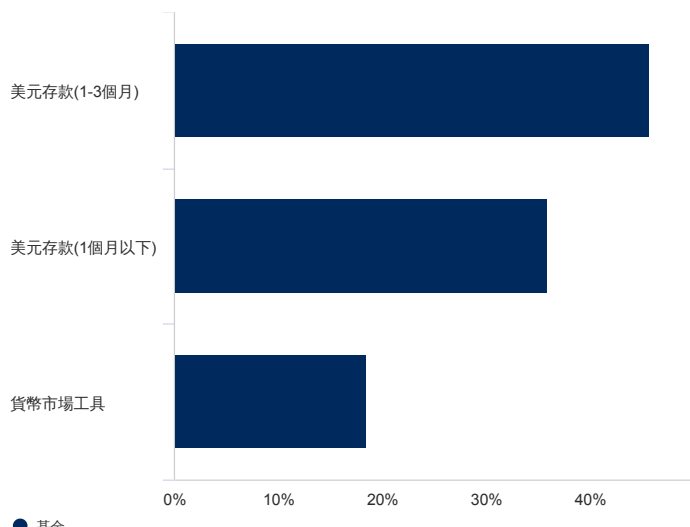
投資價值及所得收益可跌亦可升，投資者未必能取回投資本金。匯率變動可能造成海外投資價值的上升或下跌。表現數據中未扣除基金單位或股份（如適用）發行和贖回時收取的佣金和費用。

本圖表僅供參考之用，並未反映任何投資的實際回報率。

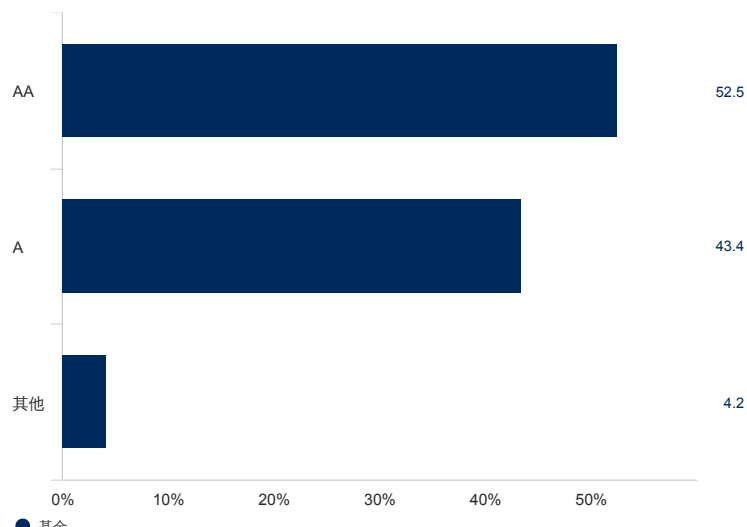
回報率以資產淨值價計算（這是指業績並不包含任何首次認購費）、收益再投資、扣除費用。

## 資產分佈

### 行業資產分佈 (%)

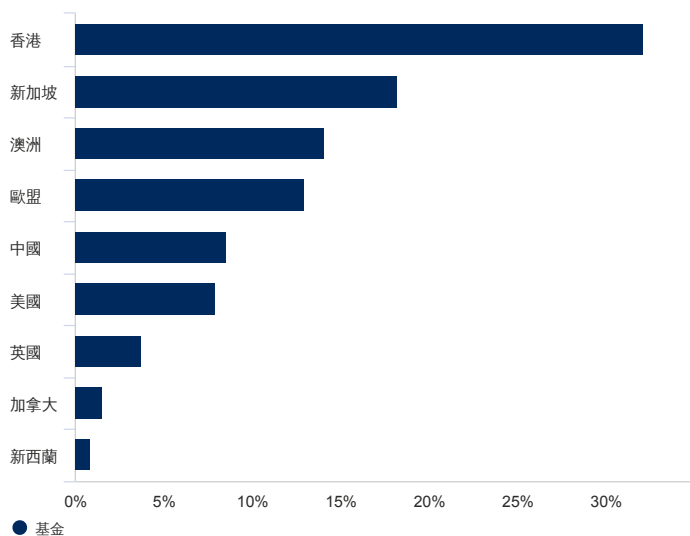


### 信貸評級 (%)



美元單位 | 數據截至 28.02.2023

### 地區資產分佈 (%)



### 10大主要投資 (%)

投資名稱	%
OCBCSP 2-Mth 4.62% 28/04/2023	9.6
CCB 3-Mth 4.9% 30/05/2023	8.0
STANLN 3-Mth 4.72% 10/05/2023	7.6
SANTAN 2-Mth 4.2% 01/03/2023	6.0
STANLN 3-Mth 4.7% 22/05/2023	5.4
OCBCSP 3-Mth 4.57% 20/04/2023	5.2
SANTAN 2-Mth 4.3% 27/03/2023	4.8
BANK OF CHINA LTD (SINGAPORE BRANC 4% 23/03/2023	4.8
STANLN 3-Mth 4.74% 16/05/2023	4.5
CBAAU 1-Mth 4.5% 28/03/2023	4.5

資料來源: 施羅德投資。由於四捨五入的關係，分配相加的百分比可能不等於100%。請注意：信貸評級中列出的“其他”可能包括單位信託，現金和衍生工具。