

Important Information

The fund invests primarily in equity and equity related securities of Asian (ex Japan) companies.

- The fund invests in equity would subject to equity investment risk.
- The fund invests in the emerging markets and PRC and may be subject to political and economic risks, legal and regulatory risks, liquidity and volatility risks, etc..
- The fund invests in mainland China would subject to the risks related to investments via the Stock Connect. Stock Connect has quota limitations and its rules are subject to change with potential retrospective effect.
- The fund may use China market access to gain exposure to China A-Share indirectly and involves additional risks including lack of a secondary market in such instruments, illiquidity of the underlying securities, difficulty in selling these instruments at times when the underlying markets are closed and counterparty default risk.
- The fund may use derivatives to meet its investment objective. Derivatives exposure may involve higher counterparty, liquidity and valuation risks. In adverse situations, the fund may suffer significant losses from their derivative usage for hedging.
- For share classes with a general dividend policy, expenses will be paid out of capital rather than out of gross income. The amount of distributable income therefore increases and the amount so increased may be considered to be dividend paid out of capital. Share classes with a fixed dividend policy may pay out both income and capital in distributions. Where distributions are paid out of capital, this amounts to a return or withdrawal of part of your original investment or capital gains attributable to that and may result in an immediate decrease in the net asset value of shares.

You should not make any investment decision solely based on this document. Please read the relevant offering document carefully for further fund details including risk factors.

Investment Objectives

The fund aims to provide capital growth by investing in equity and equity related securities of Asian companies (excluding Japan).

Schroders Schroder International Selection Fund Asian Opportunities

A Accumulation USD | Data as at 31.05.2020

Share class performance (Cumulative)

Performance (%)	1 month	3 months	6 months	YTD	1 year	3 years	5 years	10 years
Fund	-1.4	-8.4	-10.0	-15.3	-3.0	5.9	25.4	96.2
Benchmark	-1.2	-5.3	-6.2	-12.1	0.0	4.3	10.2	66.7

Annual Performance (%)	2015	2016	2017	2018	2019
Fund	-4.4	5.6	50.8	-15.7	22.8
Benchmark	-9.2	5.4	41.7	-14.4	18.2

Performance over 5 years (%)



Source: Morningstar, NAV to NAV, net income reinvested, net of fees, based on Schroder International Selection Fund Asian Opportunities A Accumulation USD Units, USD. Some performance differences between the fund and the benchmark may arise as the benchmark returns are not adjusted for non-dealing days of the fund. Schroder International Selection Fund is referred to as Schroder ISF. Fund name and investment objective effective 02.04.2012. Prior to 02.04.2012, the fund name was Schroder ISF Pacific Equity. The objective was to provide capital growth primarily through investment in equity securities of Pacific Basin (ex Japan) companies. ~The benchmark has been changed from MSCI AC Far East ex-Japan Gross (TR) to MSCI AC Asia ex-Japan Gross (TR) on 01.12.2005, and to MSCI AC Asia ex Japan Net TR on 02.04.2013. The full track record of the previous benchmark has been replaced with the new one. Performance is calculated from the share class's since launch date (17.01.2000). This material is issued by Schroder Investment Management (Hong Kong) Limited and has not been reviewed by the SFC. The Fund size quoted includes all classes of the Fund. Investment involves risks. Price of units may go down as well as up. Past performance is not indicative of future performance. Please refer to the relevant offering documents for fund details including risk factors.

Fund literature



Download the offering documents here

Fund facts

Fund manager	Toby Hudson
Fund launch date	29.10.1993
Fund base currency	USD
Fund size (Million)	USD 5,719.45
Number of holdings	43
Benchmark	MSCI AC Asia Ex Japan NR
Unit NAV	USD 17.9303
Hi/Lo (past 12 mths)	USD 22.1116 / USD 15.5568
Annualized Return (3Y)	1.93%

Fees & expenses

Initial charge up to	5.00%
Annual management fee	1.5%
Redemption fee	0.00%

Codes

ISIN	LU0106259558
Bloomberg	SCHPFAA LX
Reuters code	LU0106259558.LUF

Ratings and accreditation

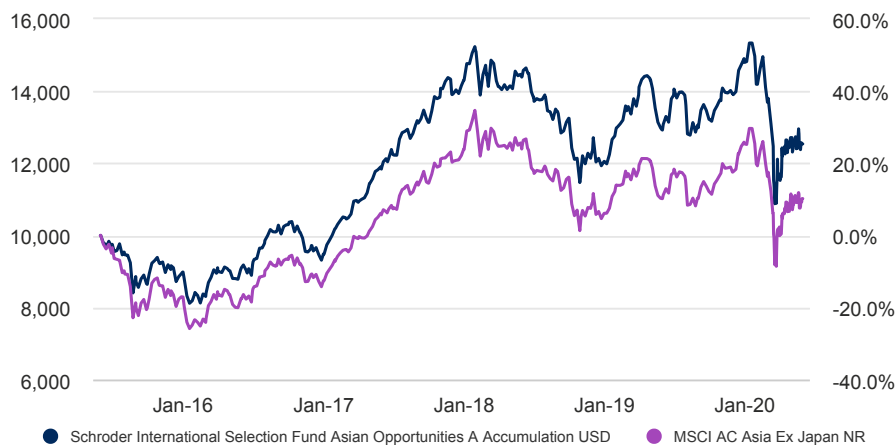
*



Please refer to the Important information section for the disclosure.

A Accumulation USD | Data as at 31.05.2020

Return of USD 10,000



Past Performance is not a guide to future performance and may not be repeated. The value of investments and the income from them may go down as well as up and investors may not get back the amounts originally invested. Exchange rate changes may cause the value of any overseas investments to rise or fall.

The chart is for illustrative purposes only and does not reflect an actual return on any investment.

Returns are calculated NAV to NAV (which means performance does not include the effect of any initial charges), net income reinvested, net of fees.

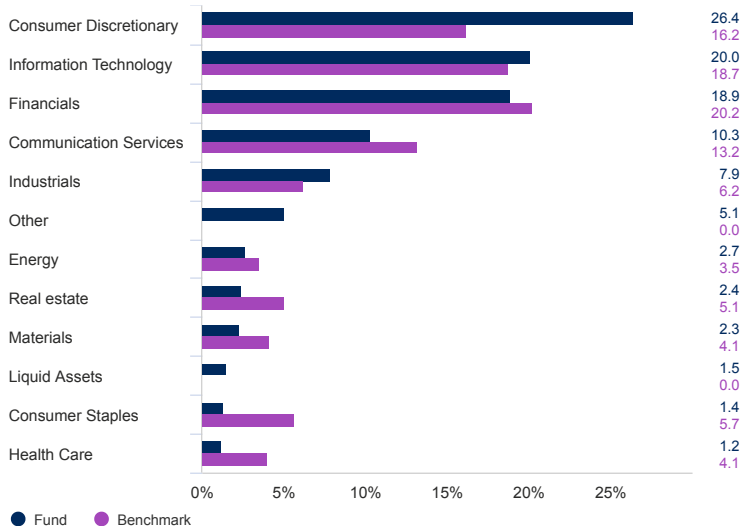
Risk statistics & financial ratios

	Fund	Benchmark
Annual volatility (%) (3y)	18.7	17.1
Alpha (%) (3y)	0.7	-
Beta (3y)	1.1	-
Sharpe ratio (3y)	0.1	0.1
Information ratio (3y)	0.1	-
Price to book	2.0	-
Price to earnings	16.6	-

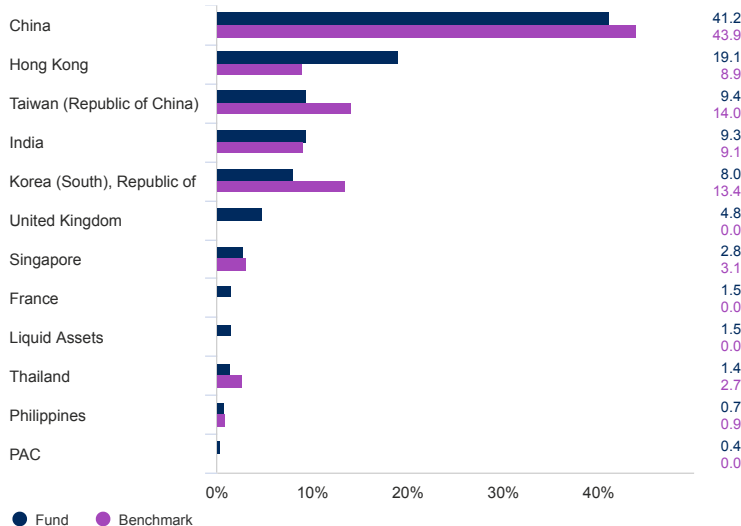
Source: Morningstar. The above ratios are based on NAV to NAV price based performance data. These financial ratios refer to the average of the equity holdings contained in the fund's portfolio and in the benchmark (if mentioned) respectively.

Asset allocation

Sector (%)



Geographical Breakdown (%)



Schroders

Schroder International Selection Fund Asian Opportunities

A Accumulation USD | Data as at 31.05.2020

Top 10 holdings (%)

	Holding name	%
1	Alibaba Group Holding Ltd	9.5
2	Tencent Holdings Ltd	8.8
3	Taiwan Semiconductor Manufacturing Co Ltd	8.0
4	Samsung Electronics Co Ltd	7.8
5	AIA Group Ltd	4.5
6	HDFC Bank Ltd	3.6
7	Techtronic Industries Co Ltd	3.1
8	New Oriental Education & Technology Group Inc	3.0
9	Ping An Insurance Group Co of China Ltd	2.8
10	Schroder International Selection Fund - Asian Smaller Companies	2.4

Source: Schroders.

Share class available

	A Accumulation USD	A Distribution USD
Distribution Policy	No Distribution	Annually Variable
ISIN	LU0106259558	LU0048388663
Bloomberg	SCHPFAA LX	SCHPFAI LX

Important information

* Morningstar Rating as at 31.05.2020: © Morningstar 2020. All Rights Reserved. The information contained herein: (1) is proprietary to Morningstar and/or its content providers; (2) may not be copied or distributed; and (3) is not warranted to be accurate, complete or timely. Neither Morningstar nor its content providers are responsible for any damages or losses arising from any use of this information. Past performance is no guarantee of future results.

重要事項

基金主要投資於亞洲公司(除日本外)的股本和股本相關證券。

- 基金投資股票證券涉及股票投資風險。
 - 基金投資於新興的市場及中國而須承受政治和經濟風險、法律及監管風險、流動性及波動性風險等等。
 - 基金投資於中國內地或會承受經互聯互通機制投資相關的風險。互聯互通機制受額度限制所限，相關規則和法例可能有所更改，並存在潛在追溯的效力。
 - 基金可利用中國市場連接產品間接地投資於中國A股並可涉及額外風險，包括該等工具缺乏第二市場、相關證券缺乏流動性、相關市場關閉時難以出售該等工具、和對手方違約的風險。
 - 基金可投資於衍生工具以達致投資目標。運用衍生工具可涉及較高的對手方、流動性及估值的風險。在不利的情况下，基金可能會因為使用衍生工具作對沖之用而承受重大虧損。
 - 一般股息政策的股份類別，支出將從資本而非總收入中支付，可分派收入因此增加，而增加的部份可被視為從資本中支付的股息。定息政策的股份類別，其股息可能同時由收入及資本中支付。從資本中支付的派息相當於從閣下原本投資的金額中，或從該等金額賺取的資本收益中退回或提取部份款項，可能導致每股資產淨值即時下跌。
- 閣下不應僅倚賴本文件而作出任何投資決定。請詳閱有關銷售文件以得悉基金之詳情包括風險因素。

投資目標

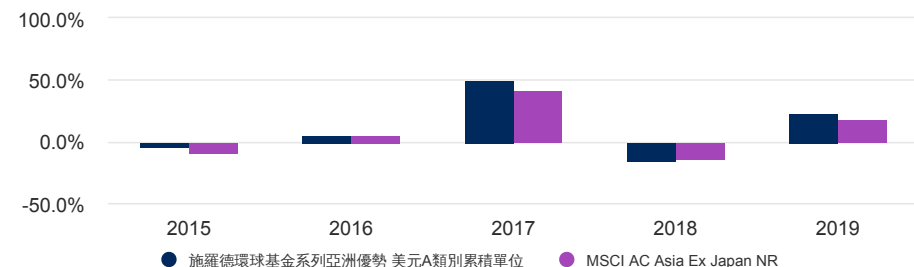
基金旨在通過投資於亞洲公司（日本除外）的股本和股本相關證券，以提供資本增值。

股份類別表現（累計）

表現 (%)	1個月	3個月	6個月	年初至今	1年	3年	5年	10年
基金	-1.4	-8.4	-10.0	-15.3	-3.0	5.9	25.4	96.2
基準	-1.2	-5.3	-6.2	-12.1	0.0	4.3	10.2	66.7

年度表現 (%)	2015	2016	2017	2018	2019
基金	-4.4	5.6	50.8	-15.7	22.8
基準	-9.2	5.4	41.7	-14.4	18.2

5年表現(%)



資料來源：晨星。以資產淨值價計算，收益再投資，已扣除費用，依據施羅德環球基金系列亞洲優勢美元A類別累積單位、USD。本基金表現與基準表現可能存在部分差異，這是由於基準表現不考慮非交易日。

基金的名稱及投資目標由02.04.2012起生效。02.04.2012前的名稱為施羅德環球基金系列 - 太平洋股票。前投資目標為主要透過投資於太平洋盆地(日本除外)公司的股本證券，以提供資本增值。~本基金基準已於01.12.2005由MSCI AC Far East ex-Japan Gross (TR)更改為MSCI AC Asia ex-Japan Gross (TR)，並於02.04.2013再更改為MSCI AC Asia ex Japan Net TR。前者的全部往績已被新基準取代。基金表現由基金單位類別推出日期起計算(即：17.01.2000)。本文件由施羅德投資管理(香港)有限公司刊發並未受香港證監會檢閱。本基金之資產值已涵蓋其所有類別。投資涉及風險。單位價格可跌可升。過往表現未必可作日後業績的準則。詳情(包括風險因素)請參閱有關銷售文件。

基金文件



於此下載銷售文件

基金資料

基金經理	Toby Hudson
基金推出日期	29.10.1993
基金基本貨幣	USD
資產值 (百萬元)	USD 5,719.45
持倉數量	43
基準	MSCI AC Asia Ex Japan NR
單位資產淨值	USD 17.9303
最高 / 最低 (過去十二個月)	USD 22.1116 / USD 15.5568
年度回報率 (3年)	1.93%

費用和開支

首次認購費上限	5.00%
管理年費	1.5%
贖回費	0.00%

代碼

ISIN	LU0106259558
彭博代碼	SCHPFAA LX
路透社代碼	LU0106259558.LUF

評級和認證

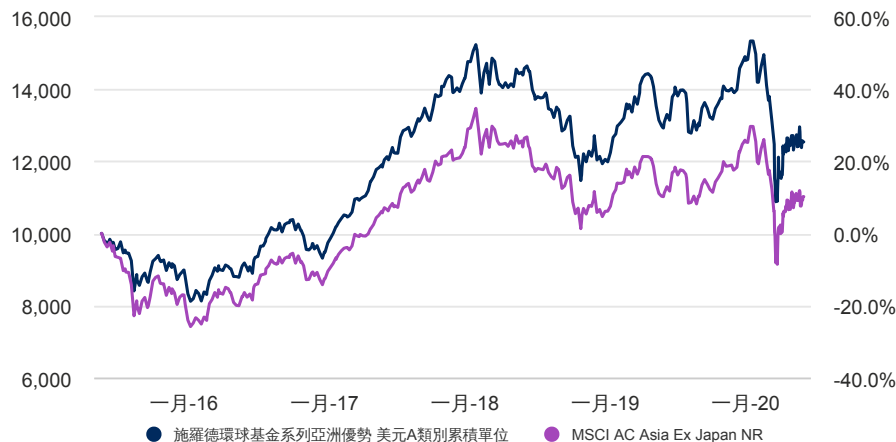
*



請參考重要事項章節。

美元A類別累積單位 | 數據截至 31.05.2020

USD 10,000 回報



風險統計數據及財務比率

	基金	基準
年均相對波幅 (%) (3年)	18.7	17.1
阿爾法 (%) (3年)	0.7	-
貝他 (3年)	1.1	-
夏普比率 (3年)	0.1	0.1
信息比率 (3年)	0.1	-
市賬率	2.0	-
市盈率	16.6	-

資料來源：晨星。上述比率以按資產淨值價計算之基金表現為基礎。上述財務比率是指基金投資組合和基準（如有提及）中所含的平均股權。

過往表現未必可作日後業績的準則，並不一定會再次重現。

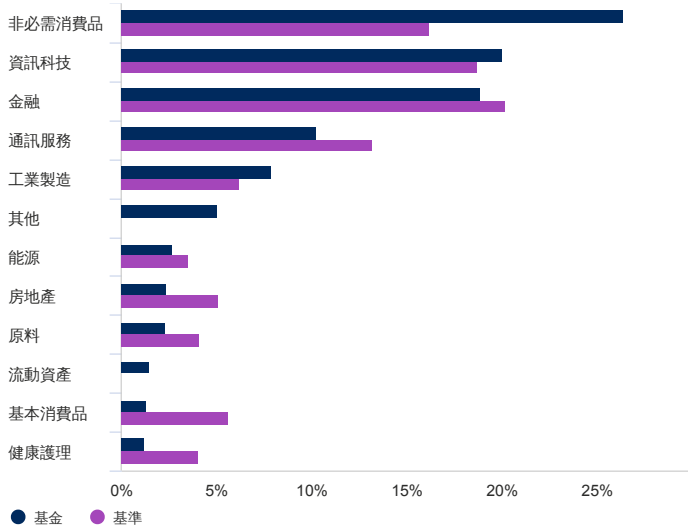
投資價值及所得收益可跌亦可升，投資者未必能取回投資本金。匯率變動可能造成海外投資價值的上升或下跌。

本圖表僅供參考之用，並未反映任何投資的實際回報率。

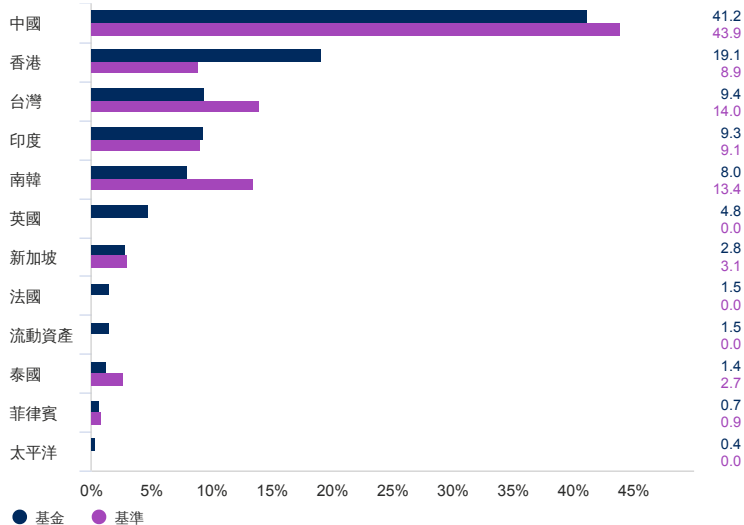
回報率以資產淨值價計算（這是指業績並不包含任何首次認購費）、收益再投資、扣除費用。

資產分佈

行業 (%)



地區資產分佈 (%)



10大主要投資 (%)

投資名稱	%
1 Alibaba Group Holding Ltd	9.5
2 Tencent Holdings Ltd	8.8
3 Taiwan Semiconductor Manufacturing Co Ltd	8.0
4 Samsung Electronics Co Ltd	7.8
5 AIA Group Ltd	4.5
6 HDFC Bank Ltd	3.6
7 Techtronic Industries Co Ltd	3.1
8 New Oriental Education & Technology Group Inc	3.0
9 Ping An Insurance Group Co of China Ltd	2.8
10 Schroder International Selection Fund - Asian Smaller Companies	2.4

資料來源：施羅德投資。

美元A類別累積單位 | 數據截至 31.05.2020

可認購股份類別

	美元A類別累積單位	美元A類別收息單位
派息政策	無派息	每年可變
ISIN	LU0106259558	LU0048388663
彭博代碼	SCHPFAA LX	SCHPFAI LX

重要事項

* 晨星評級截至31.05.2020: © Morningstar 2020.保留所有權利。此處包含的資訊為: (1) 為晨星和/或其內容提供者所專有; (2) 不得複製或流通; 以及 (3) 並不保證是準確、完全或及時的。晨星及其內容提供者對於使用這些資訊所造成的損害或損失, 概不承擔任何責任。過往表現未必可作日後業績的準則。