

Schroders

Schroder Stable Growth Fund

C Accumulation HKD | Data as at 31.12.2019

Important Information

Key risks:

The fund is a fund of funds investing primarily in quoted equities and fixed interest securities, government bonds and cash deposits in any part of the world.

- Underlying investments of the fund may be denominated in currencies other than the base currency of the fund. The net asset value of the fund may be affected unfavorably by fluctuations in the exchange rates.
- The fund will be subject to the risks associated with the underlying funds (i.e. the Underlying Schemes). The fund does not have control of the investments of the Underlying Schemes and there is no assurance that the investment objective and strategy of the Underlying Schemes will be successfully achieved. The Underlying Schemes may not be regulated by the SFC. There may be additional costs involved when investing into the Underlying Schemes.
- The Underlying Schemes may be exposed to equity investment risk and risks relating to investment grade, below investment grade and unrated debt securities.
- Some of the Underlying Schemes may have exposure in financial derivative instruments (FDI). Exposure to FDI may lead to a high risk of significant loss.

You should not make any investment decision solely based on this document. Please read the relevant offering document carefully for further fund details including risk factors.

Investment Objectives

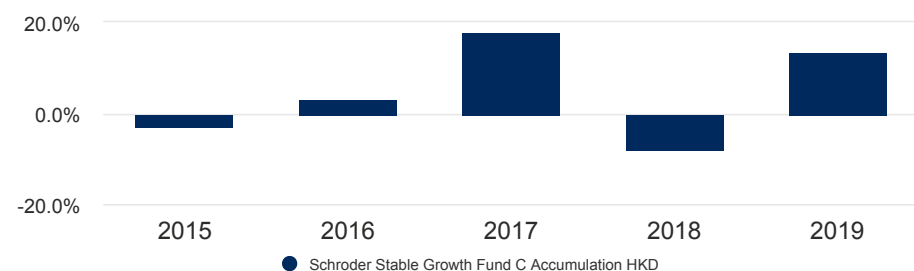
The Fund is a fund of funds. The Fund's investment objective is capital appreciation in HK dollars through investment in funds investing in quoted equities and fixed interest securities, government bonds and cash deposits in any part of the world. The Manager intends to adopt a relatively balanced approach towards bonds and equities exposure in the Fund with the objective of achieving capital appreciation with minimal short term performance volatility.

Share class performance (Cumulative)

Performance (%)	1 month	3 months	6 months	YTD	1 year	3 years	5 years	10 years
Fund	1.9	3.9	4.0	13.6	13.6	23.5	23.6	63.0

Annual Performance (%)	2015	2016	2017	2018	2019
Fund	-2.9	3.1	18.0	-7.9	13.6

Performance over 5 years (%)



Source: Morningstar, NAV to NAV, net income reinvested, net of fees, based on Schroder Stable Growth Fund C Accumulation HKD Units, HKD. The Fund size quoted includes all classes of the Fund. Investment involves risks. Price of units may go down as well as up. Past performance is not indicative of future performance. Please refer to the relevant offering documents for fund details including risk factors. This material is issued by Schroder Investment Management (Hong Kong) Limited and has not been reviewed by the SFC. Performance is calculated from the share class's since launch date (01.06.1995).

Fund facts

Fund manager	Asia Multi-Asset team led by Patrick Brenner
Fund launch date	09.06.1995
Fund base currency	HKD
Fund size (Million)	HKD 7,924.42
Unit NAV	HKD 33.2500
Hi/Lo (past 12 mths)	HKD 33.25 / HKD 29.16
Annualized Return (3Y)	7.28%

Fees & expenses

Initial charge up to	5.00%
Annual management fee	0.625%

Codes

ISIN	HK0000213592
Bloomberg	SCHSTGA HK

Ratings and accreditation

*



Please refer to the Important information section for the disclosure.

Schroders

Schroder Stable Growth Fund

C Accumulation HKD | Data as at 31.12.2019

Return of HKD 100,000



Risk statistics & financial ratios

	Fund
Annual volatility (%) (3y)	6.6
Sharpe ratio (3y)	0.9

Source: Morningstar. The above ratios are based on NAV to NAV price based performance data.

Past Performance is not a guide to future performance and may not be repeated.

The value of investments and the income from them may go down as well as up and investors may not get back the amounts originally invested. Exchange rate changes may cause the value of any overseas investments to rise or fall.

The chart is for illustrative purposes only and does not reflect an actual return on any investment.

Returns are calculated NAV to NAV (which means performance does not include the effect of any initial charges), net income reinvested, net of fees.

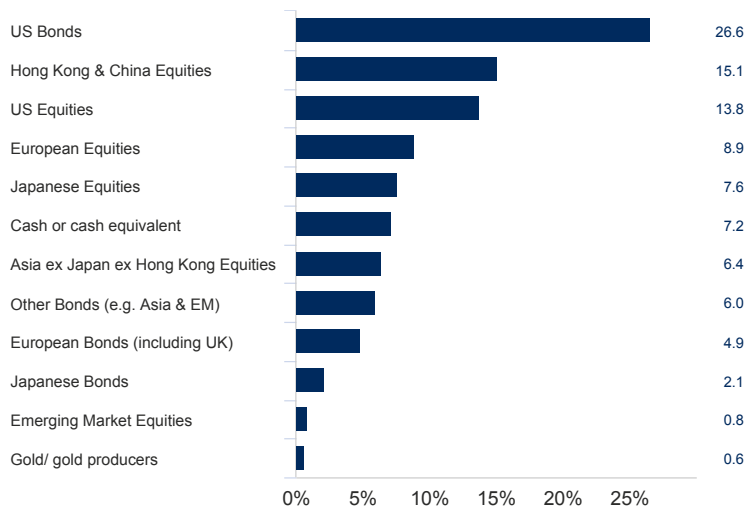
Schroders

Schroder Stable Growth Fund

C Accumulation HKD | Data as at 31.12.2019

Asset allocation

Asset class (%)



● Fund

Top 10 holdings (%)

	Holding name	%
1	Nomura Topix ETF	1.5
2	Tencent Holdings Ltd	1.3
3	AIA Group Ltd	1.1
4	Treasury Note 31/05/2024	0.9
5	Alibaba Group Holding ADR	0.7
6	Taiwan Semiconductor Manufacturing	0.6
7	Microsoft Corp	0.6
8	Apple Inc	0.6
9	Treasury Bond 15/02/2040	0.6
10	Samsung Electronics Ltd	0.6

Weighting of each holding refers to the aggregated weighting in the underlying pooled funds. Source: Schroders.

Share class available

	C Accumulation HKD	C Accumulation USD	A Accumulation USD
Distribution Policy	No Distribution	No Distribution	No Distribution
ISIN	HK0000213592	HK0000213634	HK0000213626
Bloomberg	SCHSTGA HK	SCHSGUA HK	SCSGUAA HK

Important information

* Morningstar Rating as at 31.12.2019: © Morningstar 2019. All Rights Reserved. The information contained herein: (1) is proprietary to Morningstar and/or its content providers; (2) may not be copied or distributed; and (3) is not warranted to be accurate, complete or timely. Neither Morningstar nor its content providers are responsible for any damages or losses arising from any use of this information. Past performance is no guarantee of future results.



Download the offering documents here

重要事項

主要風險:
本基金為一綜合基金, 主要投資於世界各國上市公司股票、固定利息證券、政府債券和現金存款的基金。

- 基金的基礎投資可能以不同於基金基礎貨幣的貨幣定值。基金的資產淨值或會因這些匯率浮動而受到不利的影響。
- 基金將須承擔與基礎基金(即基礎計劃)有關的風險。基金對基礎計劃的投資項目並無控制權, 基礎計劃的目標及策略是否可成功達致沒有得到保證。基礎計劃未必受證監會監管。投資於基礎計劃可能涉及額外成本。
- 基礎計劃或須承受股票投資風險及有關具投資級別、低於投資級別和未獲評級的債務證券的風險。
- 某些基礎計劃可投資於金融衍生工具。投資於金融衍生工具可能導致高風險重大損失。

閣下不應僅倚賴本文件而作出任何投資決定。請詳閱有關銷售文件以得悉基金之詳情包括風險因素

投資目標

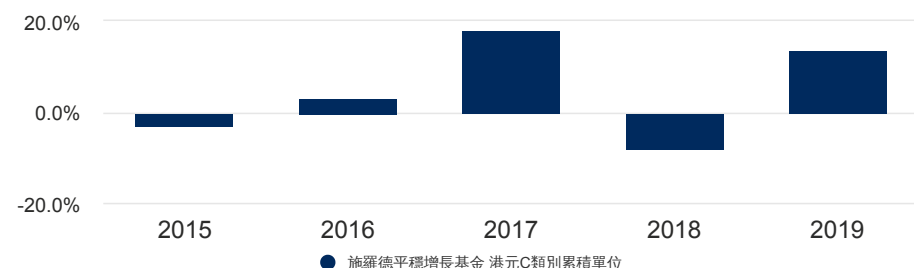
是以持有其他基金作為投資模式(基金中的基金)。本基金的投資目標是透過持有其他投資於全球各地上市公司股票、定息證券、政府債券及現金存款的基金, 從而達到以港元折算資本增值。基金經理人將著意把基金中的債券和股票持有比重平均分配, 從而減低由市場短期波動所帶來的影響, 同時達到資本增值。

股份類別表現 (累計)

表現 (%)	1個月	3個月	6個月	年初至今	1年	3年	5年	10年
基金	1.9	3.9	4.0	13.6	13.6	23.5	23.6	63.0

年度表現 (%)	2015	2016	2017	2018	2019
基金	-2.9	3.1	18.0	-7.9	13.6

5年表現(%)



資料來源: 晨星。以資產淨值價計算, 收益再投資, 已扣除費用, 依據施羅德平穩增長基金 港元C類別累積單位單位、HKD。本基金之資產值已涵蓋其所有類別。投資涉及風險。單位價格可跌可升。過往表現未必可作日後業績的準則。詳情(包括風險因素)請參閱有關銷售文件。本文件由施羅德投資管理(香港)有限公司刊發並未受香港證監會檢閱。基金表現由基金單位類別推出日期起計算(即: 01.06.1995)。HKD 代表港元。

基金資料

基金經理	由Patrick Brenner領導的亞洲多元化資產投資團隊
基金推出日期	09.06.1995
基金基本貨幣	HKD
資產值 (百萬元)	HKD 7,924.42
單位資產淨值	HKD 33.2500
最高/最低 (過去十二個月)	HKD 33.25 / HKD 29.16
年度回報率 (3年)	7.28%

費用和開支

首次認購費上限	5.00%
管理年費	0.625%

代碼

ISIN	HK0000213592
彭博代碼	SCHSTGA HK

評級和認證

*



請參考重要事項章節。

HKD 100,000 回報



風險統計數據及財務比率

	基金
年均相對波幅 (%) (3年)	6.6
夏普比率 (3年)	0.9

資料來源：晨星。上述比率以按資產淨值價計算之基金表現為基礎。

過往表現未必可作日後業績的準則，並不一定會再次重現。

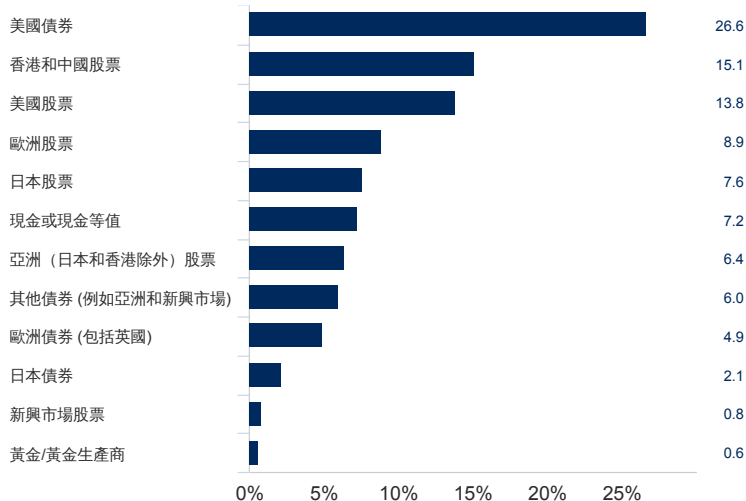
投資價值及所得收益可跌亦可升，投資者未必能取回投資本金。匯率變動可能造成海外投資價值的上升或下跌。

本圖表僅供參考之用，並未反映任何投資的實際回報率。

回報率以資產淨值價計算（這是指業績並不包含任何首次認購費）、收益再投資、扣除費用。

資產分佈

資產類別 (%)



10大主要投資 (%)

	投資名稱	%
1	Nomura Topix ETF	1.5
2	騰訊控股	1.3
3	友邦保險	1.1
4	Treasury Note 31/05/2024	0.9
5	阿里巴巴集團	0.7
6	台積電	0.6
7	微軟	0.6
8	蘋果公司	0.6
9	Treasury Bond 15/02/2040	0.6
10	三星電子	0.6

各投資項目的比重是該投資項目在各底層基金內的比重之總和。資料來源：施羅德投資。

可認購股份類別

	港元C類別累積單位	美元C類別累積單位	美元A類別累積單位
派息政策	無派息	無派息	無派息
ISIN	HK0000213592	HK0000213634	HK0000213626
彭博代碼	SCHSTGA HK	SCHSGUA HK	SCSGUAA HK

重要事項

* 晨星評級截至31.12.2019: © Morningstar 2019.保留所有權利。此處包含的資訊為: (1) 為晨星和/或其內容提供者所專有; (2) 不得複製或流通; 以及 (3) 並不保證是準確、完全或及時的。晨星及其內容提供者對於使用這些資訊所造成的損害或損失, 概不承擔任何責任。過往表現未必可作日後業績的準則。



於此下載銷售文件