

JPMorgan SAR Global Bond Fund

- The Fund invests primarily in international bonds of developed markets.
- The Fund is therefore exposed to interest rate risk which may affect the price of bonds, currency, liquidity and credit risks.
- Investors may be subject to substantial losses.
- Investors should not solely rely on this document to make any investment decision.

Fund overview

Investment objective

To provide investors with long term capital growth in US dollar terms through a portfolio consisting primarily of international bonds of developed markets.

Expertise

Fund Manager

Myles Bradshaw, Iain Stealey, Linda Raggi, Arjun Vij, Seamus Mac Gorain, Andreas Michalitsianos

Fund Information

Fund base currency	Denominated currency and NAV per unit
USD	Class A : USD 21.00
Total fund size (m)	Class B : USD 24.40
USD 748.5	Class C : USD 10.72
SEDOL	Trustee
Class A : 6130439	Cititrust Limited
Class B : B12W4W0	Year end
Class C : BYNJXK2	30 June
ISIN code	Dealing
Class A : HK0000013794	Daily
Class B : HK0000013802	
Class C : HK0000271061	
Bloomberg code	
Class A : JFSRGLB HK	
Class B : JFSRGBB HK	
Class C : JFSRGBC HK	

Holdings (as at end August 2022)

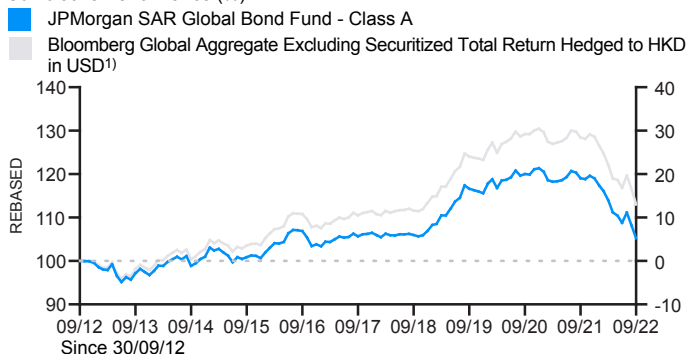
TOP 10	%
CHINA GOVERNMENT BOND 2.75 17 FEB 2032 SER:INBK	6.1
US TREASURY N/B 0.25 15 APR 2023	4.7
US TREASURY N/B 1.875 15 FEB 2032	4.3
US TREASURY N/B 2.5 31 MAR 2027	4.0
US TREASURY N/B 0.125 15 OCT 2023	4.0
BUNDESSCHATZANWEISUNGEN 0.2 14 JUN 2024 REGS	3.5
CHINA GOVERNMENT BOND 2.48 15 APR 2027 SER:INBK	3.2
BUNDESobligation 1.3 15 OCT 2027 SER:186 REGS	2.7
FRANCE (GOVT OF) 0.0 25 FEB 2023 REGS	2.7
BUNDESREPUB. DEUTSCHLAND 3.25 04 JUL 2042 REGS	2.5

Portfolio Breakdown

Sector	%
Government	63.5%
Corporate (Investment Grade)	19.7%
Agency	10.3%
Net Liquidity	3.3%
Supranationals	3.1%

Performance

Cumulative Performance (%)

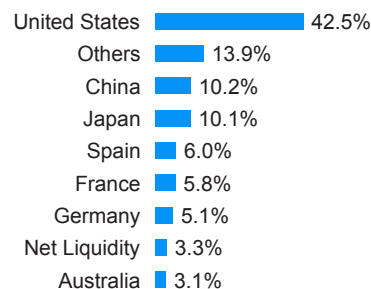


%	1 month	1 year	3 years	5 years	Since launch	Launch date
Class A	-2.7	-11.6	-9.8	-0.4	110.0	17/09/98 ²⁾
Benchmark (in USD) ¹⁾	-3.1	-12.0	-8.9	2.3	152.8	

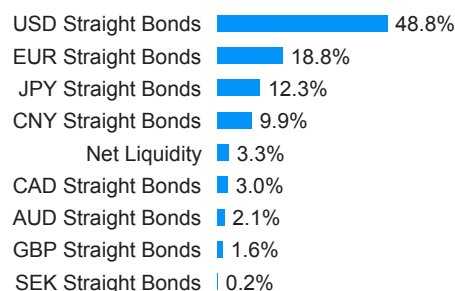
Calendar Year Performance (%)

%	2017	2018	2019	2020	2021	2022YTD
Class A	2.6	0.4	8.1	5.0	-1.9	-11.6
Benchmark (in USD) ¹⁾	3.1	1.7	8.7	5.8	-1.4	-12.1

Market



Currency of Denomination



1) From launch to 31.03.00, Citigroup World Government Bond Total Index (USD hedged). From 01.04.00 to 30.06.02, Citigroup World Government Bond Total Index (50% USD hedged). From 01.07.02 to 30.09.14, Barclays Global Aggregate Total Index (25% USD hedged). Before 25.07.22, Bloomberg Global Aggregate ex Securitized Total Index (100% USD Hedged).
2) Class A launch date. Class B launched on 17.07.00. Class C launched on 02.11.15. Unless stated otherwise, all information as at the last valuation date of the previous month. Source: J.P. Morgan Asset Management/Bloomberg (NAV to NAV in denominated currency). Any overweight in any investment holding exceeding the limit set out in the Investment Restrictions was due to market movements and will be rectified shortly. It should be noted that due to the difference of the fund domiciles the valuation points used by the Unit Trust range and SICAV range of funds for fair valuation (where applied) may vary. For details please refer to the respective offering document(s).

Investment involves risk. Past performance is not indicative of future performance. Funds which are invested in emerging markets and smaller companies may also involve a higher degree of risk and are usually more sensitive to price movements. Please refer to the offering document(s) for details, including the risk factors. This document has not been reviewed by the SFC. Issued by JPMorgan Funds (Asia) Limited.

For more information, please contact J.P. Morgan Pension Services Tel: 2978 7588 Fax: 2868 4409 Email: jpm.pension@jpmorgan.com or visit am.jpmorgan.com/hk today.