

A Accumulation HKD | Data as at 30.04.2022

Important Information

The fund invests primarily in fixed and floating rate securities denominated in HKD.

- The fund invests in debt securities which may be subject to interest rate, credit and counterparty risks.
- Investment in sovereign debt obligations which may expose the fund to political, social and economic risks. The fund may suffer significant losses upon defaults by government entities.
- The fund invests in the emerging markets and concentrated region and subject to ownership and custody risk, political and economic risks, market and settlement risks, etc. .
- The fund may use derivatives to meet its investment objective. Derivatives exposure may involve higher counterparty, liquidity and valuation risks. In adverse situations, the fund may suffer significant losses from their derivative usage for hedging.
- For share classes with a general dividend policy, expenses will be paid out of capital rather than out of gross income. The amount of distributable income therefore increases and the amount so increased may be considered to be dividend paid out of capital. Share classes with a fixed dividend policy may pay out both income and capital in distributions. Where distributions are paid out of capital, this amounts to a return or withdrawal of part of your original investment or capital gains attributable to that and may result in an immediate decrease in the net asset value of shares.

You should not make any investment decision solely based on this document. Please read the relevant offering document carefully for further fund details including risk factors.

Investment Objectives

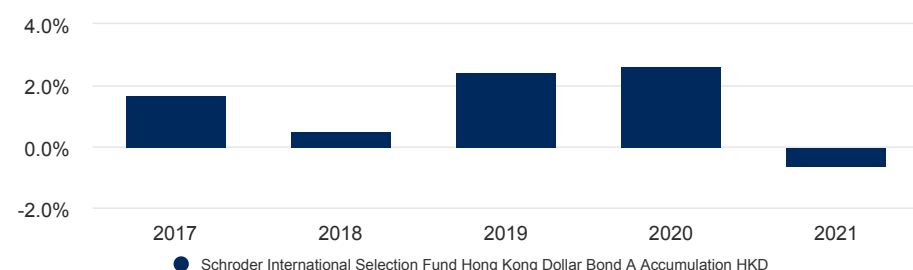
The Fund aims to provide capital growth and income in excess of 50% 3 month HIBOR + 50% iBoxx ALBI Hong Kong index after fees have been deducted over a three to five year period by investing in fixed and floating rate securities denominated in HKD.

Share class performance (Cumulative)

Performance (%)	1 month	3 months	6 months	YTD	1 year	3 years	5 years	10 years
Fund	-1.6	-3.3	-3.9	-4.2	-4.2	-1.1	1.5	3.8

Annual Performance (%)	2017	2018	2019	2020	2021
Fund	1.7	0.5	2.5	2.7	-0.6

Performance over 5 years (%)



Source: Morningstar, NAV to NAV, net income reinvested, net of fees, based on Schroder International Selection Fund Hong Kong Dollar Bond A Accumulation HKD Units, HKD. Some performance differences between the fund and the benchmark may arise as the benchmark returns are not adjusted for non-dealing days of the fund. ##Capital Investment Entrant Scheme is referred to as CIES. The CIES has been suspended with effect from 15.01.2015 until further notice. Please visit the HKSAR Immigration Department website and/or check with your Financial Intermediary for details. Schroder International Selection Fund is referred to as Schroder ISF. The Fund size quoted includes all classes of the Fund. Investment involves risks. Price of units may go down as well as up. Past performance is not indicative of future performance. Please refer to the relevant offering documents for fund details including risk factors. This material is issued by Schroder Investment Management (Hong Kong) Limited and has not been reviewed by the SFC. Performance is calculated from the share class's since launch date (09.08.2002). The names of the target and comparator(s) benchmarks may be displayed in abbreviation format, please refer to the Benchmark and corporate action information section for the full benchmark names.

Fund literature



Download the offering documents and investor notice here

Ratings and accreditation



Please refer to the Source and ratings information section for details on the icons shown above.

Fund facts

Fund manager	Chow Yang Ang
Fund launch date	09.08.2002
Fund base currency	HKD
Fund size (Million)	HKD 11,273.29
Number of holdings	180
Unit NAV	HKD 21.2495
Hi/Lo (past 12 mths)	HKD 22.4223 / HKD 21.1807
Annualized Return (3Y)	-0.35%

Fees & expenses

Initial charge up to	3.00%
Annual management fee	0.75%
Redemption fee	0.00%

Codes

ISIN	LU0149525270
Bloomberg	SCHHBAA LX
Reuters code	LU0149525270.LUF

A Accumulation HKD | Data as at 30.04.2022

Return of HKD 100,000



Risk statistics & financial ratios

	Fund
Annual volatility (%) (3y)	2.0
Effective duration (years)	3.9

Source: Morningstar. The above ratios are based on NAV to NAV price based performance data.

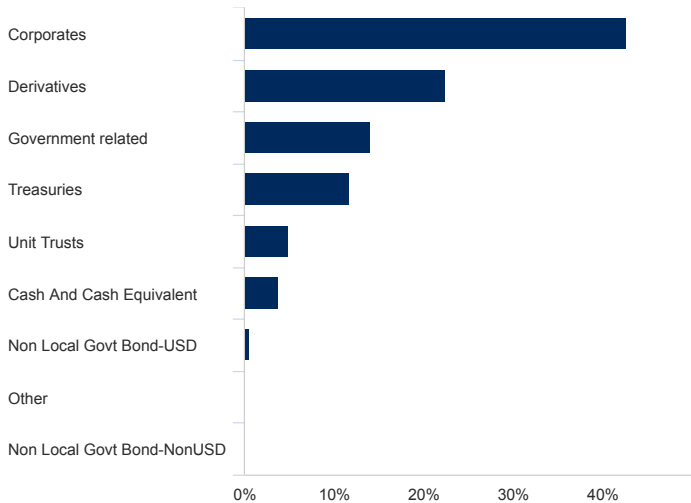
Past Performance is not a guide to future performance and may not be repeated. The value of investments and the income from them may go down as well as up and investors may not get back the amounts originally invested. Exchange rate changes may cause the value of any overseas investments to rise or fall.

The chart is for illustrative purposes only and does not reflect an actual return on any investment.

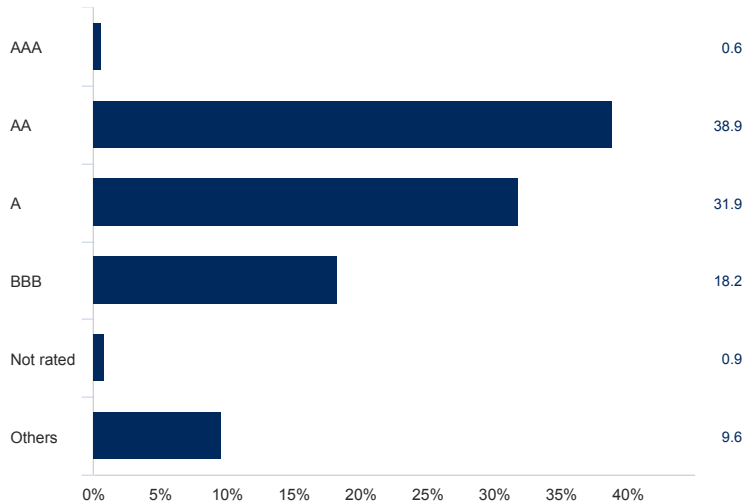
Returns are calculated NAV to NAV (which means performance does not include the effect of any initial charges), net income reinvested, net of fees.

Asset allocation

Sector (%)

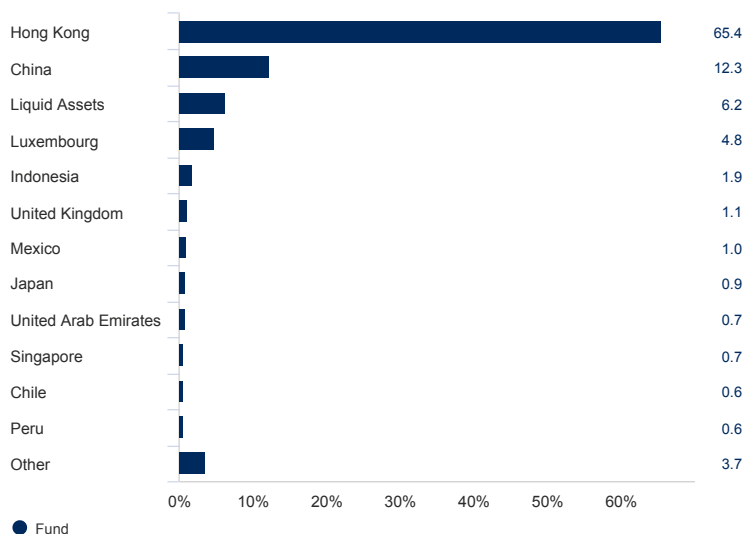


Credit quality (%)



A Accumulation HKD | Data as at 30.04.2022

Geographical breakdown (%)



Top 10 holdings (%)

Holding name	%
HK GOVT BOND PROGRAMME FRN 16/11/2023 SERIES REGS	8.3
SISF ALL CHINA CR INC RMB HGD I AC	4.8
CHINA GOVERNMENT BOND 3.1300 21/11/2029	3.3
Hong Kong Government Bond Programme 2.130000 16/Jul/2030 2.1300 16/07/2030	3.0
HONG KONG MORTGAGE CORP LTD 0.2850 18/05/2022 REGS	2.8
CHINA GOVERNMENT BOND 3.0200 22/10/2025 SERIES INBK	2.5
CK PROPERTY FINANCE MTN LIMITED 2.2500 25/08/2022 SERIES REGS	2.2
Hong Kong Government Bond Programme 1.160000 18/May/2022 1.1600 18/05/2022	2.1
HONG KONG GOVERNMENT BOND PROGRAMME 1.8900 02/03/2032	2.1
AIRPORT AUTHORITY HK 2.3000 24/04/2030 SERIES EMTN	1.6

Source: Schroders.

Percentages of allocation may not sum up to 100% due to rounding issue. Derivatives are displayed on the notional basis of the underlying exposure where possible. Due to the different treatment of derivative types, the allocation to Liquid Assets may vary between each chart. Please note: Others stated in the ratings breakdown may include Unit Trusts, Cash and Derivatives.

Share class available

	A Accumulation HKD	A Distribution HKD
Distribution Policy	No Distribution	Monthly Variable
ISIN	LU0149525270	LU0149524976
Bloomberg	SCHHBAA LX	SCHHBAD LX

Benchmark and corporate action information

The fund's performance should be assessed against its target benchmark being to exceed 50% 3 month HIBOR + 50% iBoxx ALBI Hong Kong index. The fund's investment universe is expected to overlap to a limited extent with the components of the target benchmark. The investment manager invests on a discretionary basis and there are no restrictions on the extent to which the fund's portfolio and performance may deviate from the target benchmark. The investment manager will invest in companies or sectors not included in the target benchmark in order to take advantage of specific investment opportunities. The target benchmark has been selected because it is representative of the type of investments in which the fund is likely to invest and it is, therefore, an appropriate target in relation to the return that the fund aims to provide. On 01.05.2015 the 50% 3 month HIBOR + 50% HSBC Hong Kong Dollar Bond Index replaced the HSBC Hong Kong Dollar Bond Index. The full track record of the previous index has been kept and chainlinked to the new one. On 01.04.2016 the 50% 3M HIBOR + 50% iBoxx ALBI Hong Kong replaced the 50% 3 month HIBOR + 50% HSBC Hong Kong Dollar Bond Index. The full track record of the previous index has been kept and chainlinked to the new one. The index referenced herein (the "Index") is the proprietary property of Markit North America, Inc., Markit Indices GmbH, Markit Equities Limited and/or its affiliates ("Index Provider") and has been licensed for use in connection with the fund (or other investment vehicle) or securities referenced herein ("Fund"). The Fund is not sponsored, endorsed or promoted by the Index Provider and the Index Provider does not make any warranties or representations on the accuracy, fitness or purpose or results to be obtained by using the Index and disclaims all liabilities in this regard. The Index provided by IHS Markit is subject to disclaimer currently available here (and as updated by IHS Markit from time to time): <https://ihsmarkit.com/Legal/disclaimers.html> and/or in the prospectus for the Fund.

Important information

Morningstar Rating as at 30.04.2022: © Morningstar 2022. All Rights Reserved. The information contained herein: (1) is proprietary to Morningstar and/or its content providers; (2) may not be copied or distributed; and (3) is not warranted to be accurate, complete or timely. Neither Morningstar nor its content providers are responsible for any damages or losses arising from any use of this information. Past performance is no guarantee of future results.

Product Highlight

Important Information

The fund invests primarily in fixed and floating rate securities denominated in HKD.

- The fund invests in debt securities which may be subject to interest rate, credit and counterparty risks.
- Investment in sovereign debt obligations which may expose the fund to political, social and economic risks. The fund may suffer significant losses upon defaults by government entities.
- The fund invests in the emerging markets and concentrated region and subject to ownership and custody risk, political and economic risks, market and settlement risks, etc..
- The fund may use derivatives to meet its investment objective. Derivatives exposure may involve higher counterparty, liquidity and valuation risks. In adverse situations, the fund may suffer significant losses from their derivative usage for hedging.
- For share classes with a general dividend policy, expenses will be paid out of capital rather than out of gross income. The amount of distributable income therefore increases and the amount so increased may be considered to be dividend paid out of capital. Share classes with a fixed dividend policy may pay out both income and capital in distributions. Where distributions are paid out of capital, this amounts to a return or withdrawal of part of your original investment or capital gains attributable to that and may result in an immediate decrease in the net asset value of shares. You should not make any investment decision solely based on this document. Please read the relevant offering document carefully for further fund details including risk factors.

Investment Objective and Strategy

The Fund aims to provide capital growth and income in excess of 50% 3 month HIBOR + 50% iBoxx ALBI Hong Kong index after fees have been deducted over a three to five year period by investing in fixed and floating rate securities denominated in HKD.

The fund invests at least two-thirds of its assets in fixed and floating rate securities denominated in HKD issued by governments, government agencies, supra-nationals and companies worldwide and derivatives related to the above instruments.

港元A類別累積單位 | 數據截至 30.04.2022

重要事項

基金主要投資於以港元定值的定息及浮息證券。

- 基金投資於債務證券或承受利率、信貸及對手方風險。
 - 基金投資於主權債務可能承受政治、社會及經濟風險。當政府機構對其主權債務違約，基金可能在該等事件中蒙受重大損失。
 - 基金可投資於新興市場和集中地區而須承受擁有權及保管權風險、政治和經濟風險、市場及結算風險等等。
 - 基金可投資於衍生工具以達致投資目標。運用衍生工具可涉及較高的對手方、流通性及估值的風險。在不利的情况下，基金可能會因為使用衍生工具作對沖之用而承受重大虧損。
 - 一般股息政策的股份類別，支出將從資本而非總收入中支付，可分派收入因此增加，而增加的部份可被視為從資本中支付的股息。定息政策的股份類別，其股息可能同時由收入及資本中支付。從資本中支付的派息相當於從閣下原本投資的金額中，或從該等金額賺取的資本收益中退回或提取部份款項，可能導致每股資產淨值即時下跌。
- 閣下不應僅倚賴本文件而作出任何投資決定。請詳閱有關銷售文件以得悉基金之詳情包括風險因素。

投資目標

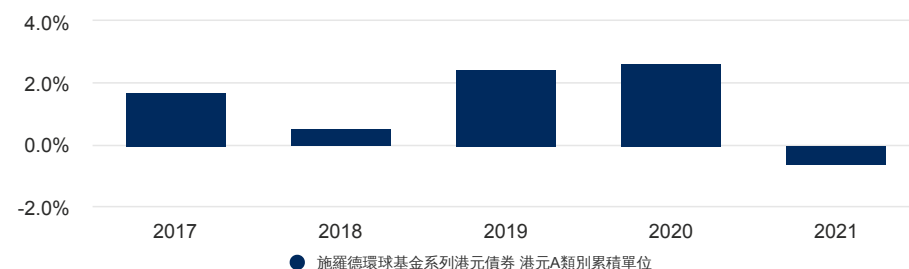
本基金旨在通過投資於以港元定值的定息和浮息證券，在三年至五年期內扣除費用後提供超過50% 3 month HIBOR +50% iBoxx ALBI Hong Kong index的資本增值和收益。

股份類別表現 (累計)

表現 (%)	1個月	3個月	6個月	年初至今	1年	3年	5年	10年
基金	-1.6	-3.3	-3.9	-4.2	-4.2	-1.1	1.5	3.8

年度表現 (%)	2017	2018	2019	2020	2021
基金	1.7	0.5	2.5	2.7	-0.6

5年表現 (%)



資料來源：晨星。以資產淨值價計算，收益再投資，已扣除費用，依據施羅德環球基金系列港元債券港元A類別累積單位、港元。本基金表現與基準表現可能存在部分差異，這是由於基準表現不考慮非交易日。

##「資本投資者入境計劃」已由二零一五年一月十五日起暫停直至另行通知為止，請查閱香港入境處網站及/或向你的金融中介機構查詢詳情。本基金之資產值已涵蓋其所有類別。投資涉及風險。單位價格可跌可升。過往表現未必可作日後業績的準則。詳情（包括風險因素）請參閱有關銷售文件。本文件由施羅德投資管理（香港）有限公司刊發並未受香港證監會檢閱。基金表現由基金單位類別推出日期起計算（即：09.08.2002）。目標和比較基準的名稱可能以縮寫的格式展示，有關完整的基準名稱，請參閱基準和公司行為信息部分。

基金文件



於此下載銷售文件和投資者公告

評級和認證



請參考資料來源與評級說明，以獲取有關圖標的詳細信息。

基金資料

基金經理	洪朝陽
基金推出日期	09.08.2002
基金基本貨幣	港元
資產值 (百萬元)	港元 11,273.29
持倉數量	180
單位資產淨值	港元 21.2495
最高 / 最低 (過去十二個月)	港元 22.4223 / 港元 21.1807
年度回報率 (3年)	-0.35%

費用和開支

首次認購費上限	3.00%
管理年費	0.75%
贖回費	0.00%

代碼

ISIN	LU0149525270
彭博代碼	SCHHBAA LX
路透社代碼	LU0149525270.LUF

港元A類別累積單位 | 數據截至 30.04.2022

港元 100,000 回報



風險統計數據及財務比率

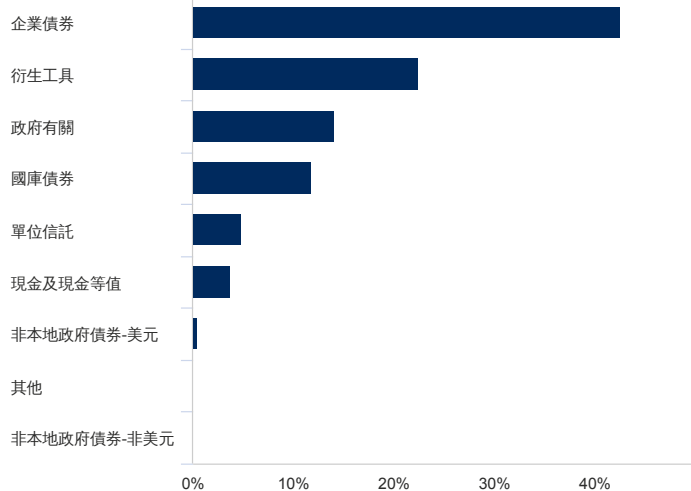
	基金
年均相對波幅 (%) (3年)	2.0
有效存續期 (年)	3.9

資料來源：晨星。上述比率以按資產淨值價計算之基金表現為基礎。

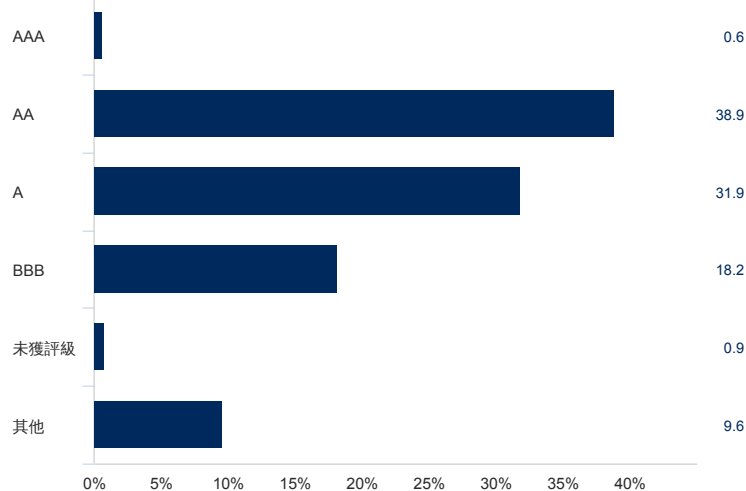
過往表現未必可作日後業績的準則，並不一定會再次重現。
投資價值及所得收益可跌亦可升，投資者未必能取回投資本金。匯率變動可能造成海外投資價值的上升或下跌。
本圖表僅供參考之用，並未反映任何投資的實際回報率。
回報率以資產淨值價計算（這是指業績並不包含任何首次認購費）、收益再投資、扣除費用。

資產分佈

行業資產分佈 (%)

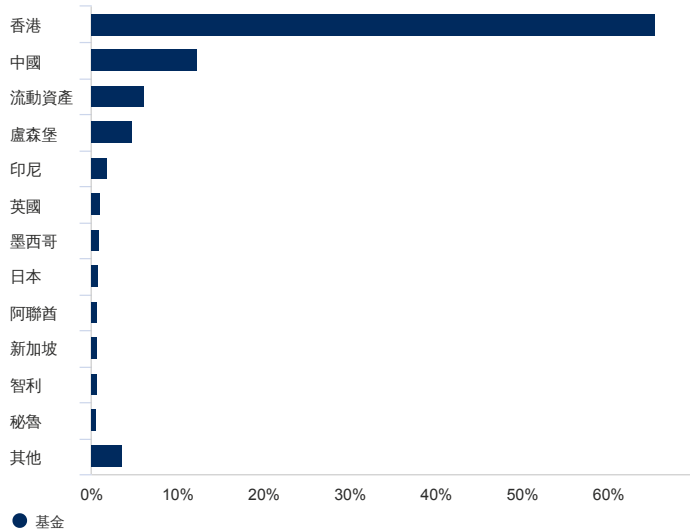


信貸評級 (%)



港元A類別累積單位 | 數據截至 30.04.2022

地區資產分佈 (%)



10大主要投資 (%)

投資名稱	%
HK GOVT BOND PROGRAMME FRN 16/11/2023 SERIES REGS	8.3
SISF ALL CHINA CR INC RMB HGD I AC	4.8
CHINA GOVERNMENT BOND 3.1300 21/11/2029	3.3
Hong Kong Government Bond Programme 2.130000 16/Jul/2030 2.1300 16/07/2030	3.0
HONG KONG MORTGAGE CORP LTD 0.2850 18/05/2022 REGS	2.8
CHINA GOVERNMENT BOND 3.0200 22/10/2025 SERIES INBK	2.5
CK PROPERTY FINANCE MTN LIMITED 2.2500 25/08/2022 SERIES REGS	2.2
Hong Kong Government Bond Programme 1.160000 18/May/2022 1.1600 18/05/2022	2.1
HONG KONG GOVERNMENT BOND PROGRAMME 1.8900 02/03/2032	2.1
AIRPORT AUTHORITY HK 2.3000 24/04/2030 SERIES EMTN	1.6

資料來源: 施羅德投資。由於四捨五入的關係, 分配相加的百分比可能不等於100%。衍生工具在適用的情形下是依照標的資產之名目基礎表示。由於對各類型衍生工具的處理不同, 各圖表之間對流動資產的分配可能有所差異。請注意: 信貸評級中列出的“其他”可能包括單位信託, 現金和衍生工具。

可認購股份類別

	港元A類別累積單位	港元A類別收息單位
派息政策	無派息	每月可變
ISIN	LU0149525270	LU0149524976
彭博代碼	SCHHBAA LX	SCHHBAD LX

基準和公司行動信息

本基金的表現應按其目標基準評估, 即超過50% 3 month HIBOR + 50% iBoxx ALBI Hong Kong index。本基金的投資領域預期與目標基準的成份有有限範圍的重疊。投資經理可全權作出投資, 本基金的組合及表現偏離目標基準的程度沒有限制。為了受惠於特定投資機會, 投資經理將投資於不包括在目標基準的公司或界別。選擇目標基準是由於該基準代表基金可能會投資的種類, 因此該基準為基金旨在提供的回報的適當目標。50% 的三個月期香港銀行同業拆息 + 50% 的滙豐港幣債券指數, 已於2015年5月1日, 取代了滙豐港幣債券指數。之前指數的完整追蹤記錄被保留, 並被連結至新的。50% 的三個月期香港銀行同業拆息 + 50% 的 iBoxx ALBI Hong Kong, 已於2016年4月1日, 取代了50% 的三個月期香港銀行同業拆息 + 50% 的滙豐港幣債券指數。之前指數的完整追蹤記錄被保留, 並被連結至新的。本文件所引用之基準(“基準”)是Markit North America, Inc.、Markit Indices GmbH、Markit Equities Limited和/或其附屬公司(合稱“基準提供商”)的專有財產, 並已獲得許可與本基金(或其他投資工具)或本文件所引用之證券(合稱“基金”)相關的情況下使用。本基金並非由基準提供商贊助、認可或推廣, 基準提供商不對使用基準的準確性、適用性、目的或結果作出任何保證或陳述, 並拒絕就此承擔任何責任。IHS Markit提供的基準受現行(以及IHS Markit不時更新的)免責聲明的約束, 該免責聲明在網址<https://ihsmarkit.com/Legal/disclaimers.html>和/或基金招股說明書中均有提供。

重要事項

晨星評級截至 30.04.2022: © Morningstar 2022.保留所有權利。此處包含的資訊為: (1) 為晨星和/或其內容提供者所專有; (2) 不得複製或流通; 以及 (3) 並不保證是準確、完全或及時的。晨星及其內容提供者對於使用這些資訊所造成的損害或損失, 概不承擔任何責任。過往表現未必可作日後業績的準則。

產品特點

重要事項

基金主要投資於以港元定值的定息及浮息證券。

- 基金投資於債務證券或承受利率、信貸及對手方風險。
 - 基金投資於主權債務可能承受政治、社會及經濟風險。當政府機構對其主權債務違約，基金可能在該等事件中蒙受重大損失。
 - 基金可投資於新興市場和集中地區而須承受擁有權及保管權風險、政治和經濟風險、市場及結算風險等等。
 - 基金可投資於衍生工具以達致投資目標。運用衍生工具可涉及較高的對手方、流通性及估值的風險。在不利的情况下，基金可能會因為使用衍生工具作對沖之用而承受重大虧損。
 - 一般股息政策的股份類別，支出將從資本而並非總收入中支付，可分派收入因此增加，而增加的部份可被視為從資本中支付的股息。定息政策的股份類別，其股息可能同時由收入及資本中支付。從資本中支付的派息相當於從閣下原本投資的金額中，或從該等金額賺取的資本收益中退回或提取部份款項，可能導致每股資產淨值即時下跌。
- 閣下不應僅倚賴本文件而作出任何投資決定。請詳閱有關銷售文件以得悉基金之詳情包括風險因素。

投資目標及策略

本基金旨在通過投資於以港元定值的定息和浮息證券，在三年至五年期內扣除費用後提供超過50% 3 month HIBOR + 50% iBoxx ALBI Hong Kong index的資本增值和收益。

基金將最少三分之二的資產投資於由全球各地政府、政府機構、跨國組織和公司發行，以港元定值的定息及浮息證券，及上述工具相關的衍生工具。